



THE MOGAVEERA VYAVASTHAPAKA MANDALI
MVM Educational Campus
"Creating Quality...Delivering Excellence"
M V Mandali's Colleges of Commerce & Science
NAAC ACCREDITED
 (Affiliated to University of Mumbai)
 (Permanently Unaided Linguistic Minority Institution)
 MVM Educational Campus Road, Off Veera Desai Road, Andheri (West), Mumbai - 400 058
 : 2676 2446 / 5387 | ✉ : degree@mvmeducation.com | www.mvmeducation.com

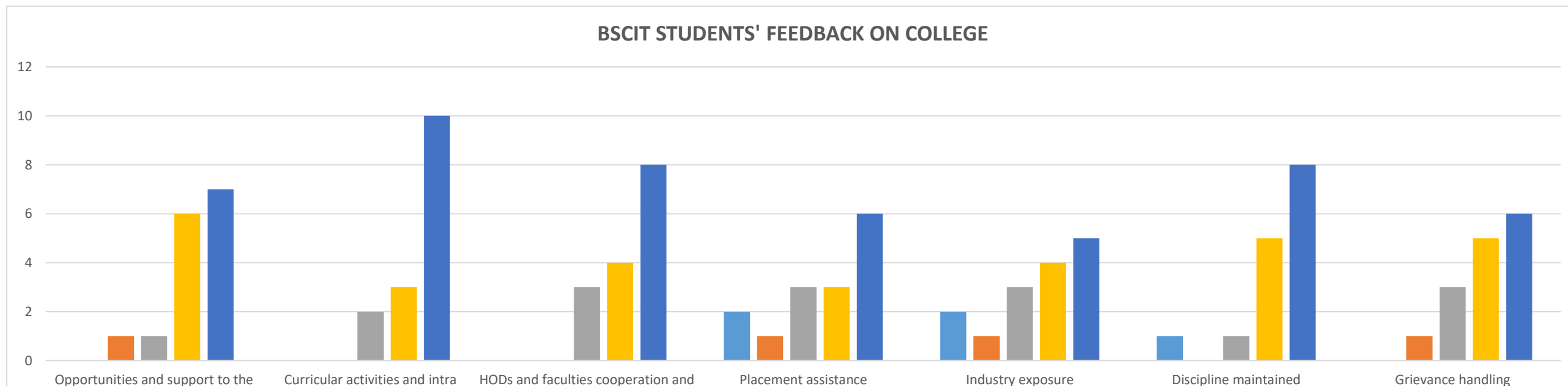
DEPARTMENT OF BACHELOR OF SCIENCE (INFORMATION TECHNOLOGY) [B.Sc.IT.]
ACADEMIC YEAR 21-22

STUDENTS' FEEDBACK ON COLLEGE

Rating on 1 to 5 scale. 1- Poor, 2- Satisfactory, 3-Good, 4-Very Good, 5- Excellent

FEEDBACK ON COLLEGE	No. of Students Responded	Overall Rating	Rating 1		Rating 2		Rating 3		Rating 4		Rating 5	
			Count	%	Count	%	Count	%	Count	%	Count	%
Opportunities and support to the students	15	4.27	0	0%	1	7%	1	7%	6	40%	7	47%
Curricular activities and intra collegiate activities	15	4.53	0	0%	0	0%	2	13%	3	20%	10	67%
HODs and faculties cooperation and support	15	4.33	0	0%	0	0%	3	20%	4	27%	8	53%
Placement assistance	15	3.67	2	13%	1	7%	3	20%	3	20%	6	40%
Industry exposure	15	3.60	2	13%	1	7%	3	20%	4	27%	5	33%
Discipline maintained	15	4.27	1	7%	0	0%	1	7%	5	33%	8	53%
Grievance handling	15	4.07	0	0%	1	7%	3	20%	5	33%	6	40%

OVERALL RATING - 4.11



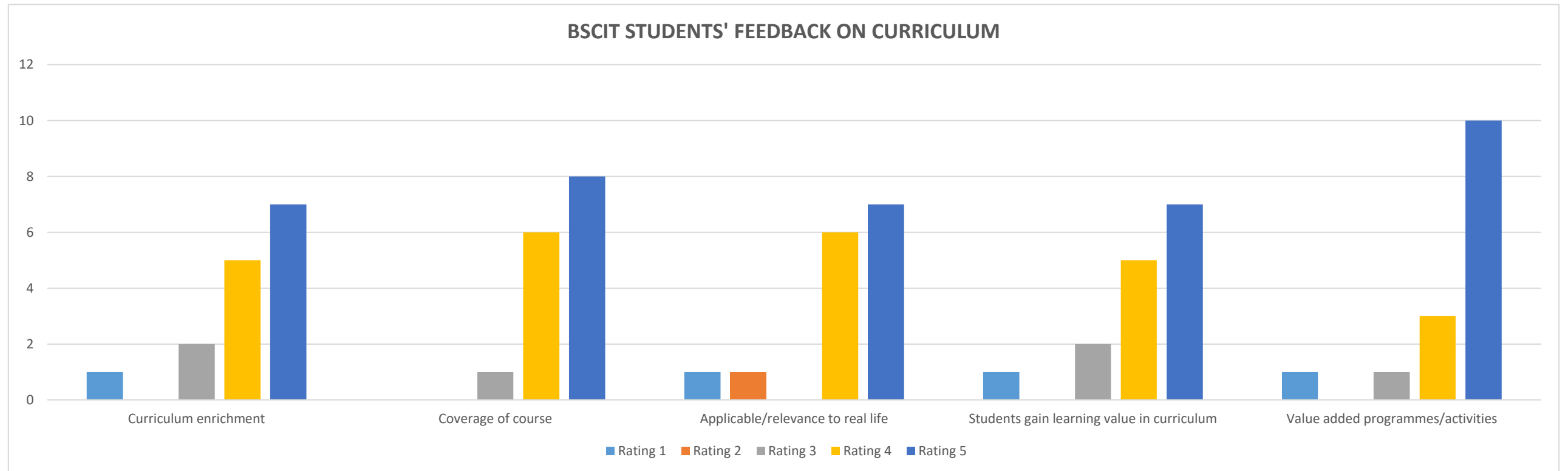
Rating 1 Rating 2 Rating 3 Rating 4 Rating 5

STUDENTS' FEEDBACK ON CURRICULUM

Rating on 1 to 5 scale. 1- Poor, 2- Satisfactory, 3-Good, 4-Very Good, 5- Excellent

FEEDBACK ON CURRICULUM	No. of Students Responded	Overall Rating	Rating 1		Rating 2		Rating 3		Rating 4		Rating 5	
			Count	%	Count	%	Count	%	Count	%	Count	%
Curriculum enrichment	15	4.13	1	7%	0	0%	2	13%	5	33%	7	47%
Coverage of course	15	4.47	0	0%	0	0%	1	7%	6	40%	8	53%
Applicable/relevance to real life	15	4.13	1	7%	1	7%	0	0%	6	40%	7	47%
Students gain learning value in curriculum	15	4.13	1	7%	0	0%	2	13%	5	33%	7	47%
Value added programmes/activities	15	4.40	1	7%	0	0%	1	7%	3	20%	10	67%

OVERALL RATING - 4.25

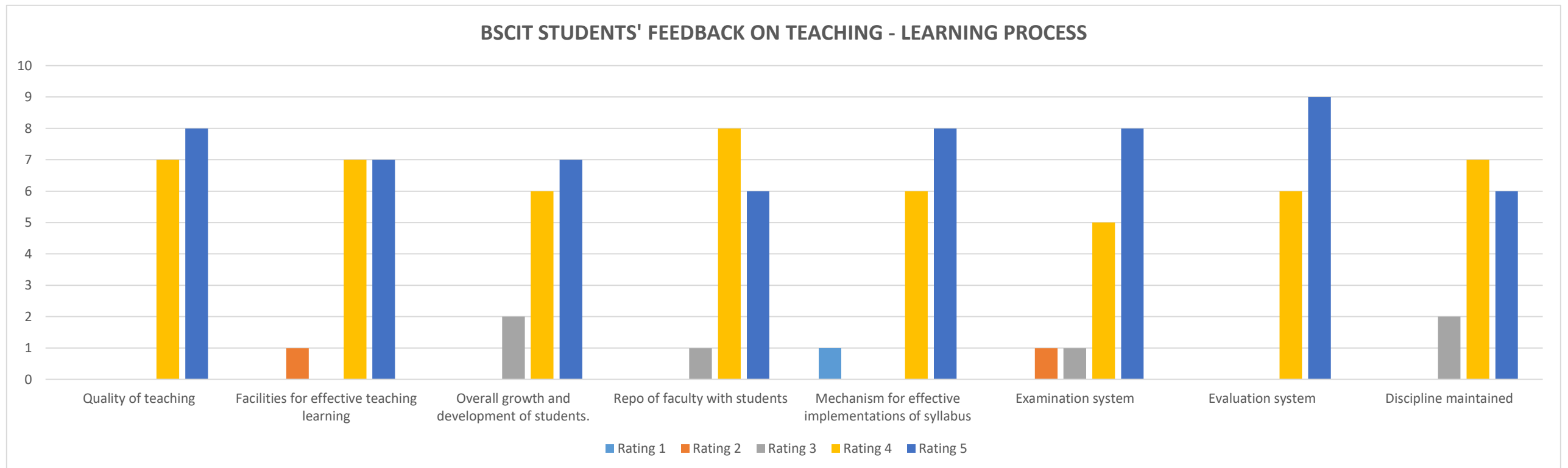


STUDENTS' FEEDBACK ON TEACHING - LEARNING PROCESS

Rating on 1 to 5 scale. 1- Poor, 2- Satisfactory, 3-Good, 4-Very Good, 5- Excellent

FEEDBACK ON TEACHING- LEARNING PROCESS	No. of Students Responded	Overall Rating	Rating 1		Rating 2		Rating 3		Rating 4		Rating 5	
			Count	%	Count	%	Count	%	Count	%	Count	%
Quality of teaching	15	4.53	0	0%	0	0%	0	0%	7	47%	8	53%
Facilities for effective teaching learning	15	4.33	0	0%	1	7%	0	0%	7	47%	7	47%
Overall growth and development of students.	15	4.33	0	0%	0	0%	2	13%	6	40%	7	47%
Repo of faculty with students	15	4.33	0	0%	0	0%	1	7%	8	53%	6	40%
Mechanism for effective implementations of syllabus	15	4.33	1	7%	0	0%	0	0%	6	40%	8	53%
Examination system	15	4.33	0	0%	1	7%	1	7%	5	33%	8	53%
Evaluation system	15	4.60	0	0%	0	0%	0	0%	6	40%	9	60%
Discipline maintained	15	4.27	0	0%	0	0%	2	13%	7	47%	6	40%

OVERALL RATING - 4.38

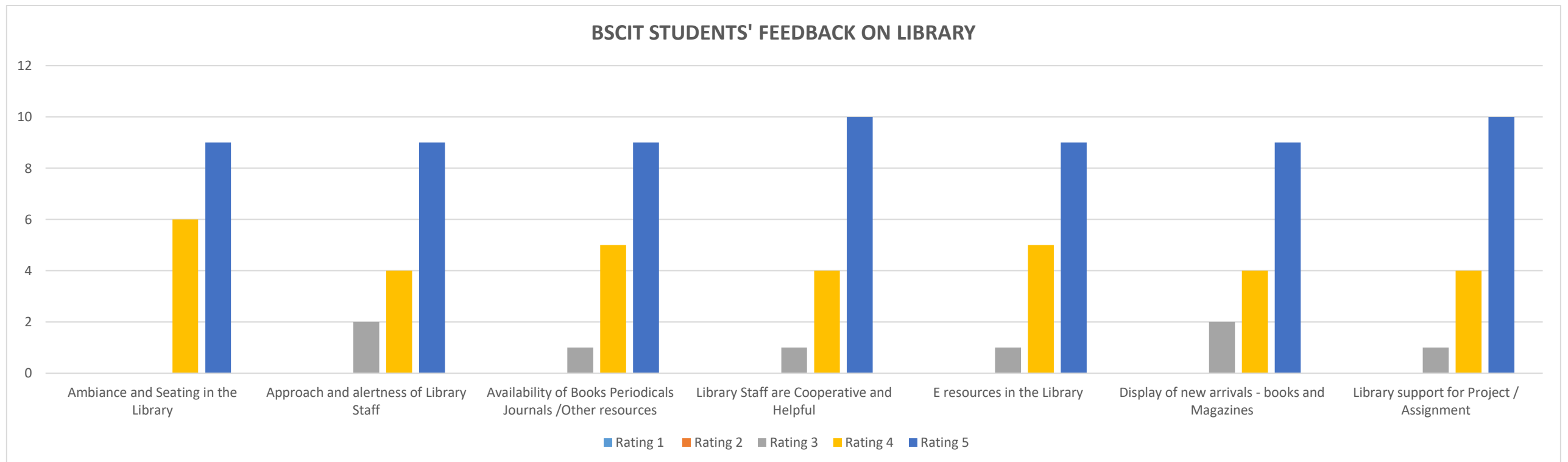


STUDENTS' FEEDBACK ON COLLEGE LIBRARY

Rating on 1 to 5 scale. 1- Poor, 2- Satisfactory, 3-Good, 4-Very Good, 5- Excellent

FEEDBACK ABOUT COLLEGE LIBRARY	No. of Students Responded	Overall Rating	Rating 1		Rating 2		Rating 3		Rating 4		Rating 5	
			Count	%	Count	%	Count	%	Count	%	Count	%
Ambiance and Seating in the Library	15	4.60	0	0%	0	0%	0	0%	6	40%	9	60%
Approach and alertness of Library Staff	15	4.47	0	0%	0	0%	2	13%	4	27%	9	60%
Availability of Books Periodicals Journals /Other resources	15	4.53	0	0%	0	0%	1	7%	5	33%	9	60%
Library Staff are Cooperative and Helpful	15	4.60	0	0%	0	0%	1	7%	4	27%	10	67%
E resources in the Library	15	4.53	0	0%	0	0%	1	7%	5	33%	9	60%
Display of new arrivals - books and Magazines	15	4.47	0	0%	0	0%	2	13%	4	27%	9	60%
Library support for Project / Assignment	15	4.60	0	0%	0	0%	1	7%	4	27%	10	67%

OVERALL RATING - 4.54



STUDENTS' FEEDBACK ON COLLEGE INFRASTRUCTURE

Rating on 1 to 5 scale. 1- Poor, 2- Satisfactory, 3-Good, 4-Very Good, 5- Excellent

FEEDBACK ABOUT INFRASTRUCTURE	No. of Students Responded	Overall Rating	Rating 1		Rating 2		Rating 3		Rating 4		Rating 5	
			Count	%	Count	%	Count	%	Count	%	Count	%
Buildings and furniture	15	4.60	0	0%	0	0%	1	7%	4	27%	10	67%
Classrooms	15	4.60	0	0%	0	0%	1	7%	4	27%	10	67%
Staff room	15	4.40	1	7%	0	0%	0	0%	5	33%	9	60%
Gymkhana	15	4.67	0	0%	0	0%	0	0%	5	33%	10	67%
Library & reading room	15	4.67	0	0%	0	0%	0	0%	5	33%	10	67%
AV Room	15	4.67	0	0%	0	0%	1	7%	3	20%	11	73%
Auditorium	15	4.53	0	0%	0	0%	1	7%	5	33%	9	60%
ICT/Computer/internet facilities	15	4.27	1	7%	0	0%	1	7%	5	33%	8	53%
Canteen	15	4.13	1	7%	0	0%	3	20%	3	20%	8	53%
Toilets and drinking water	15	4.47	0	0%	1	7%	2	13%	1	7%	11	73%

OVERALL RATING - 4.50

