



THE MOGAVEERA VYAVASTHAPAKA MANDALI
MVM Educational Campus
"Creating Quality...Delivering Excellence"
M V Mandali's Colleges of Commerce & Science
NAAC ACCREDITED
 (Affiliated to University of Mumbai)
 (Permanently Unaided Linguistic Minority Institution)

MVM Educational Campus Road, Off Veera Desai Road, Andheri (West), Mumbai - 400 058

: 2676 2446 / 5387 | ✉ : degree@mvmeducation.com | www.mvmeducation.com

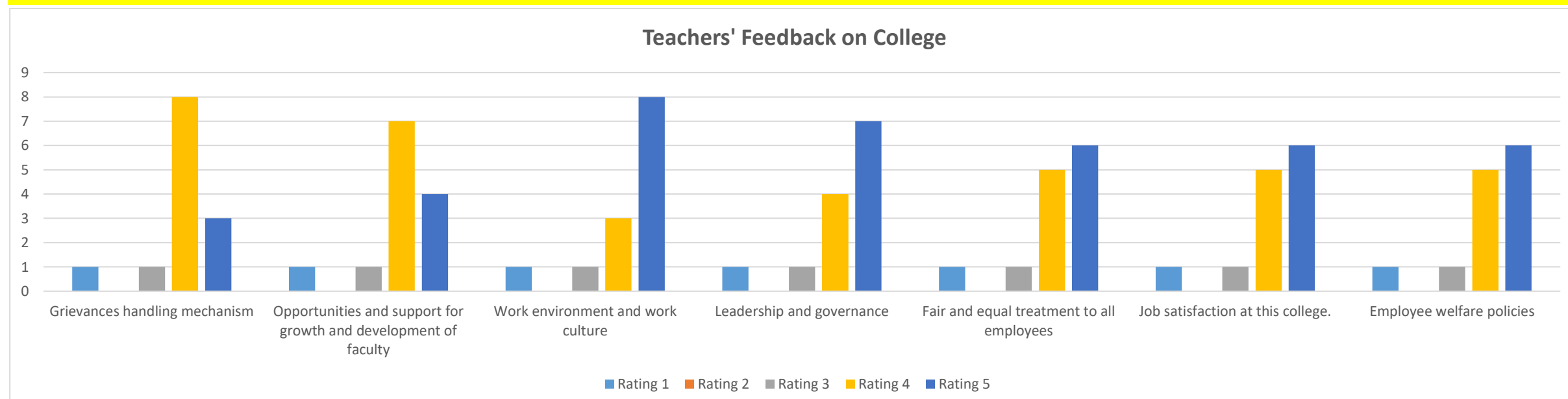
TEACHERS' FEEDBACK ACADEMIC YEAR 2021-22

TEACHERS' FEEDBACK ON COLLEGE

Rating on 1 to 5 scale. 1- Poor, 2- Satisfactory, 3-Good, 4-Very Good, 5- Excellent

FEEDBACK ON COLLEGE	No. of Students Responded	Overall Rating	Rating 1		Rating 2		Rating 3		Rating 4		Rating 5	
			Count	%	Count	%	Count	%	Count	%	Count	%
Grievances handling mechanism	13	3.92	1	8%	0	0%	1	8%	8	62%	3	23%
Opportunities and support for growth and development of faculty	13	4.00	1	8%	0	0%	1	8%	7	54%	4	31%
Work environment and work culture	13	4.31	1	8%	0	0%	1	8%	3	23%	8	62%
Leadership and governance	13	4.23	1	8%	0	0%	1	8%	4	31%	7	54%
Fair and equal treatment to all employees	13	4.15	1	8%	0	0%	1	8%	5	38%	6	46%
Job satisfaction at this college	13	4.15	1	8%	0	0%	1	8%	5	38%	6	46%
Employee welfare policies	13	4.15	1	8%	0	0%	1	8%	5	38%	6	46%

OVERALL RATING - 4.13

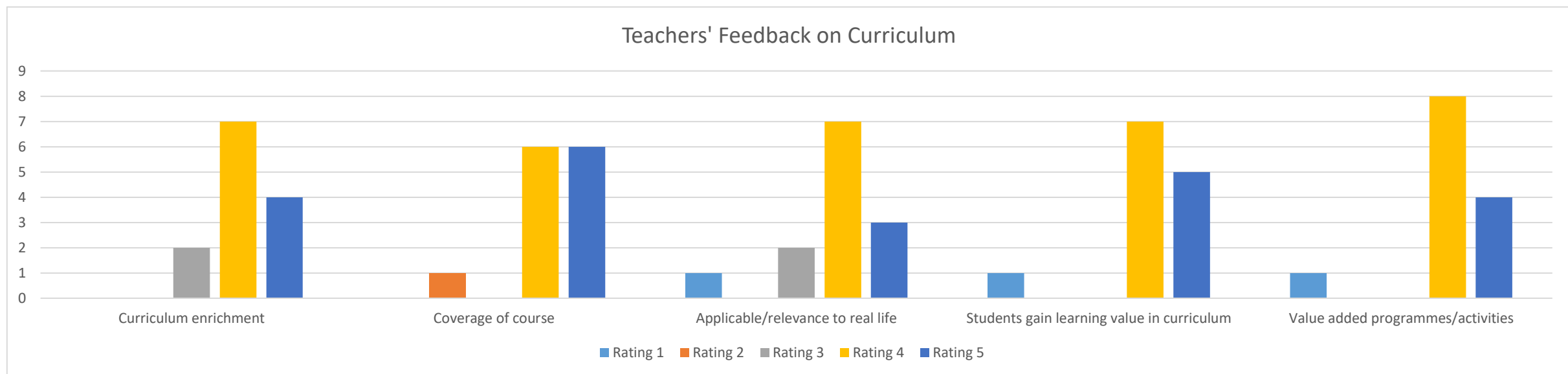


TEACHERS' FEEDBACK ON CURRICULUM

Rating on 1 to 5 scale. 1- Poor, 2- Satisfactory, 3-Good, 4-Very Good, 5- Excellent

FEEDBACK ON CURRICULUM	No. of Students Responded	Overall Rating	Rating 1		Rating 2		Rating 3		Rating 4		Rating 5	
			Count	%	Count	%	Count	%	Count	%	Count	%
Curriculum enrichment	13	4.15	0	0%	0	0%	2	15%	7	54%	4	31%
Coverage of course	13	4.31	0	0%	1	8%	0	0%	6	46%	6	46%
Applicable/relevance to real life	13	3.85	1	8%	0	0%	2	15%	7	54%	3	23%
Students gain learning value in curriculum	13	4.15	1	8%	0	0%	0	0%	7	54%	5	38%
Value added programmes/activities	13	4.08	1	8%	0	0%	0	0%	8	62%	4	31%

OVERALL RATING - 4.11

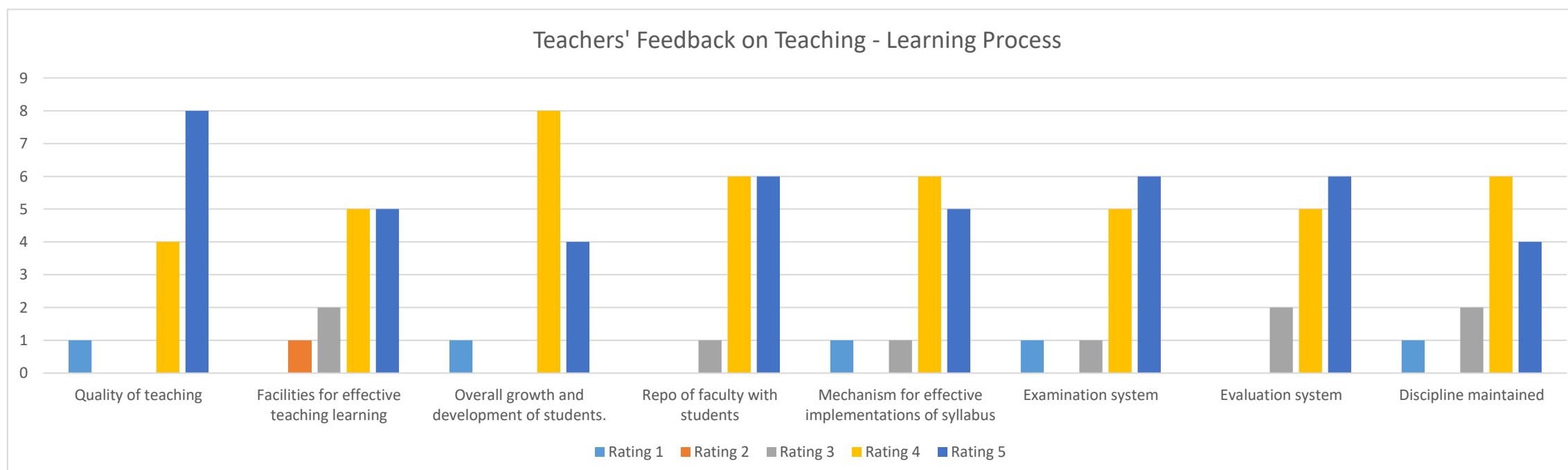


TEACHERS' FEEDBACK ON TEACHING - LEARNING PROCESS

Rating on 1 to 5 scale. 1- Poor, 2- Satisfactory, 3-Good, 4-Very Good, 5- Excellent

FEEDBACK ON TEACHING - LEARNING PROCESS	No. of Students Responded	Overall Rating	Rating 1		Rating 2		Rating 3		Rating 4		Rating 5	
			Count	%	Count	%	Count	%	Count	%	Count	%
Quality of teaching	13	4.38	1	8%	0	0%	0	0%	4	31%	8	62%
Facilities for effective teaching learning	13	4.08	0	0%	1	8%	2	15%	5	38%	5	38%
Overall growth and development of students.	13	4.08	1	8%	0	0%	0	0%	8	62%	4	31%
Repo of faculty with students	13	4.38	0	0%	0	0%	1	8%	6	46%	6	46%
Mechanism for effective implementations of syllabus	13	4.08	1	8%	0	0%	1	8%	6	46%	5	38%
Examination system	13	4.15	1	8%	0	0%	1	8%	5	38%	6	46%
Evaluation system	13	4.31	0	0%	0	0%	2	15%	5	38%	6	46%
Discipline maintained	13	3.92	1	8%	0	0%	2	15%	6	46%	4	31%

OVERALL RATING - 4.17



TEACHERS' FEEDBACK ON COLLEGE INFRASTRUCTURE

Rating on 1 to 5 scale. 1- Poor, 2- Satisfactory, 3-Good, 4-Very Good, 5- Excellent

FEEDBACK about infrastructure	No. of Students Responded	Overall Rating	Rating 1		Rating 2		Rating 3		Rating 4		Rating 5	
			Count	%	Count	%	Count	%	Count	%	Count	%
Buildings and furniture	13	4.54	0	0%	0	0%	1	8%	4	31%	8	62%
Classrooms	13	4.46	0	0%	0	0%	2	15%	3	23%	8	62%
Staff room	13	4.38	0	0%	0	0%	0	0%	5	38%	7	54%
Gymkhana	13	3.77	1	8%	1	8%	1	8%	7	54%	3	23%
Library & reading room	13	4.08	0	0%	1	8%	1	8%	7	54%	4	31%
AV Room	13	4.69	0	0%	0	0%	1	8%	2	15%	10	77%
Auditorium	13	4.92	0	0%	0	0%	0	0%	1	8%	12	92%
ICT/Computer/internet facilities	13	4.00	1	8%	0	0%	1	8%	7	54%	4	31%
Canteen	13	3.38	3	23%	1	8%	2	15%	5	38%	3	23%
Toilets and drinking water	13	4.31	0	0%	0	0%	2	15%	5	38%	6	46%

OVERALL RATING - 4.25

