



THE MOGAVEERA VYAVASTHAPAKA MANDALI
MVM Educational Campus
"Creating Quality...Delivering Excellence"
M V Mandali's Colleges of Commerce & Science
NAAC ACCREDITED
 (Affiliated to University of Mumbai)
 (Permanently Unaided Linguistic Minority Institution)
 MVM Educational Campus Road, Off Veera Desai Road, Andheri (West), Mumbai - 400 058
 ☎ 2676 2446 / 5387 | ✉ degree@mvmeducation.com | www.mvmeducation.com

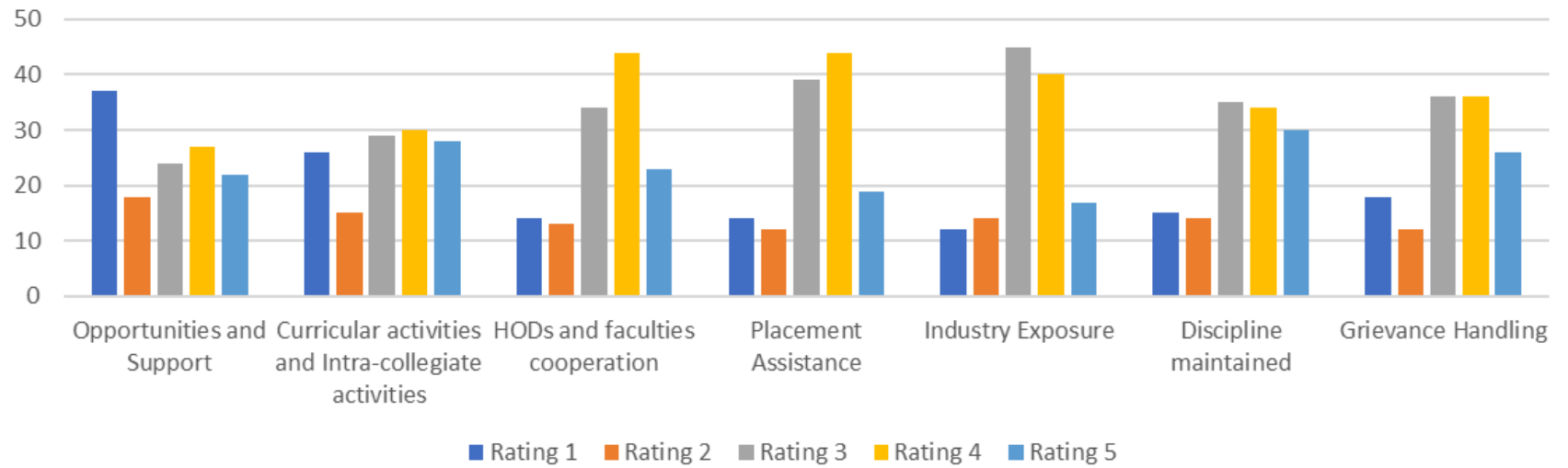
ACADEMIC YEAR 2018-19

STUDENTS' FEEDBACK ON COLLEGE

Rating on 1 to 5 scale. 1- Poor, 2- Satisfactory, 3-Good, 4-Very Good, 5- Excellent

FEEDBACK ON COLLEGE	No of Student Respondents	Overall Rating	Rating 1		Rating 2		Rating 3		Rating 4		Rating 5	
			Count	%	Count	%	Count	%	Count	%	Count	%
Opportunities and Support to the students	128	2.8	37	18%	18	9%	24	12%	27	13%	22	11%
Curricular activities and Intra-collegiate activities	128	3.1	26	13%	15	7%	29	14%	30	15%	28	14%
HODs and faculties cooperation and support	128	3.4	14	7%	13	6%	34	17%	44	22%	23	11%
Placement Assistance	128	3.3	14	7%	12	6%	39	19%	44	22%	19	9%
Industry Exposure	128	3.3	12	6%	14	7%	45	22%	40	20%	17	8%
Discipline maintained	128	3.4	15	7%	14	7%	35	17%	34	17%	30	15%
Grievance Handling	128	3.3	18	9%	12	6%	36	18%	36	18%	26	13%

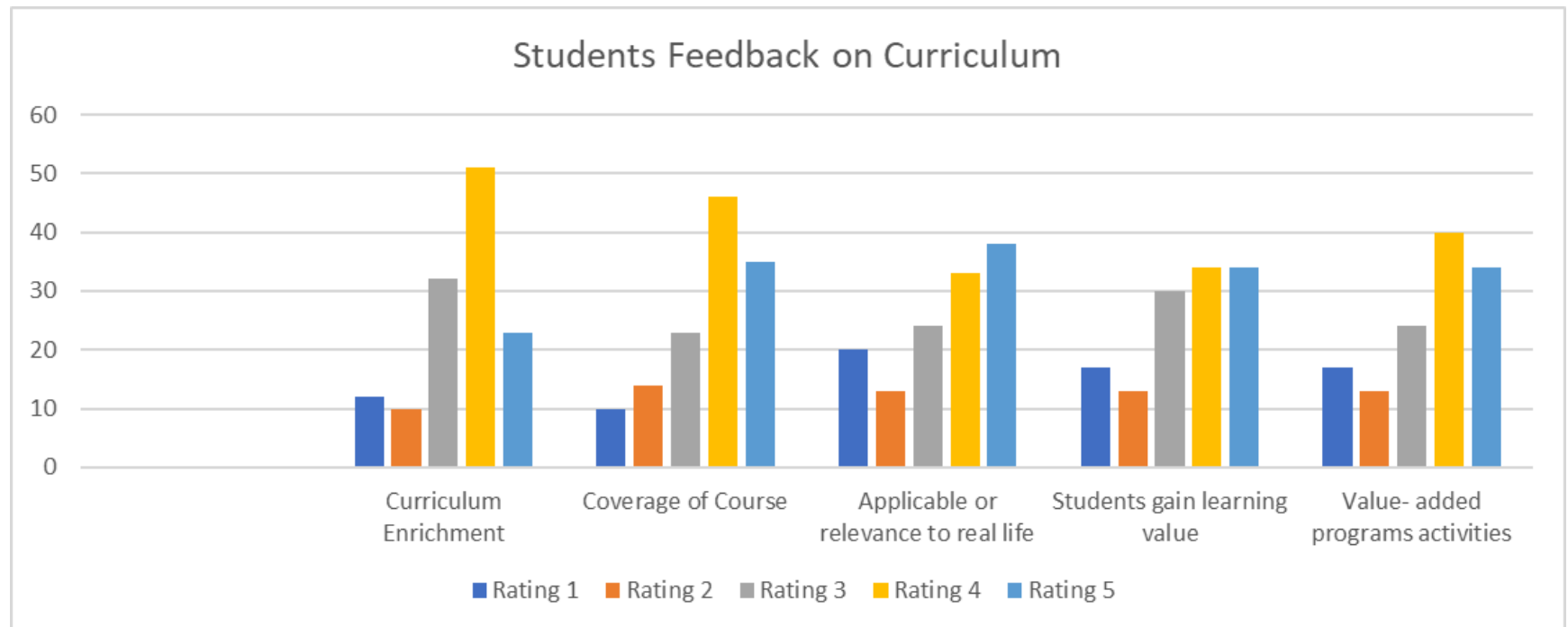
Students Feedback on College



STUDENTS' FEEDBACK ON CURRICULUM

Rating on 1 to 5 scale. 1- Poor, 2- Satisfactory, 3-Good, 4-Very Good, 5- Excellent

FEEDBACK ON CURRICULUM	No of Student Respondents	Overall Rating	Rating 1		Rating 2		Rating 3		Rating 4		Rating 5	
			Count	%	Count	%	Count	%	Count	%	Count	%
Curriculum Enrichment	128	3.5	12	6%	10	5%	32	18%	51	25%	23	11%
Coverage of Course	128	3.6	10	5%	14	7%	23	11%	46	23%	35	17%
Applicable or relevance to real life	128	3.4	20	10%	13	6%	24	12%	33	16%	38	19%
Students gain learning value	128	3.4	17	8%	13	6%	30	15%	34	17%	34	17%
Value- added programs activities	128	3.5	17	8%	13	6%	24	12%	40	20%	34	17%

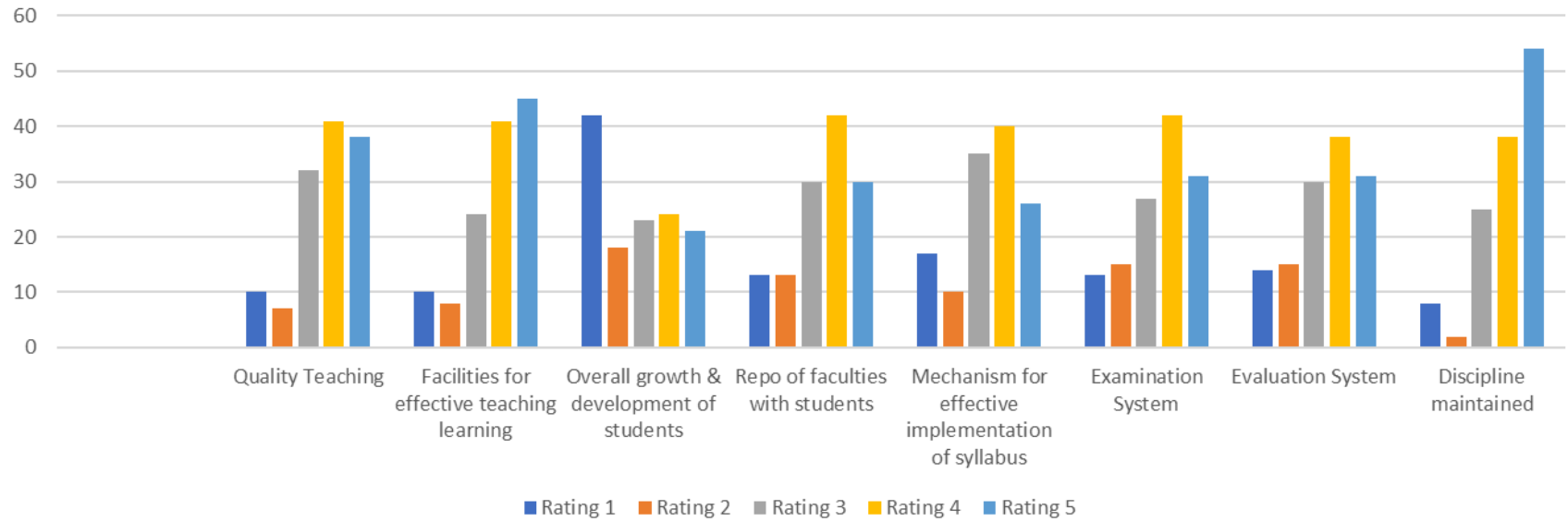


STUDENTS' FEEDBACK ON TEACHING LEARNING PROCESS

Rating on 1 to 5 scale. 1- Poor, 2- Satisfactory, 3-Good, 4-Very Good, 5- Excellent

FEEDBACK ON TEACHING LEARNING PROCESS	No of Student Respondents	Overall Rating	Rating 1		Rating 2		Rating 3		Rating 4		Rating 5	
			Count	%	Count	%	Count	%	Count	%	Count	%
Quality Teaching	128	3.7	10	5%	7	3%	32	16%	41	20%	38	19%
Facilities for effective teaching learning	128	3.8	10	5%	8	4%	24	12%	41	20%	45	22%
Overall growth & development of students	128	2.7	42	21%	18	9%	23	11%	24	12%	21	10%
Repo of faculties with students	128	3.5	13	6%	13	6%	30	15%	42	21%	30	15%
Mechanism for effective implementation of syllabus	128	3.4	17	8%	10	5%	35	17%	40	20%	26	13%
Examination System	128	3.5	13	6%	15	7%	27	13%	42	21%	31	15%
Evaluation System	128	3.5	14	7%	15	7%	30	15%	38	19%	31	15%
Discipline maintained	128	3.9	8	4%	2	1%	25	12%	38	19%	54	27%

Students Feedback on Teaching Learning Process

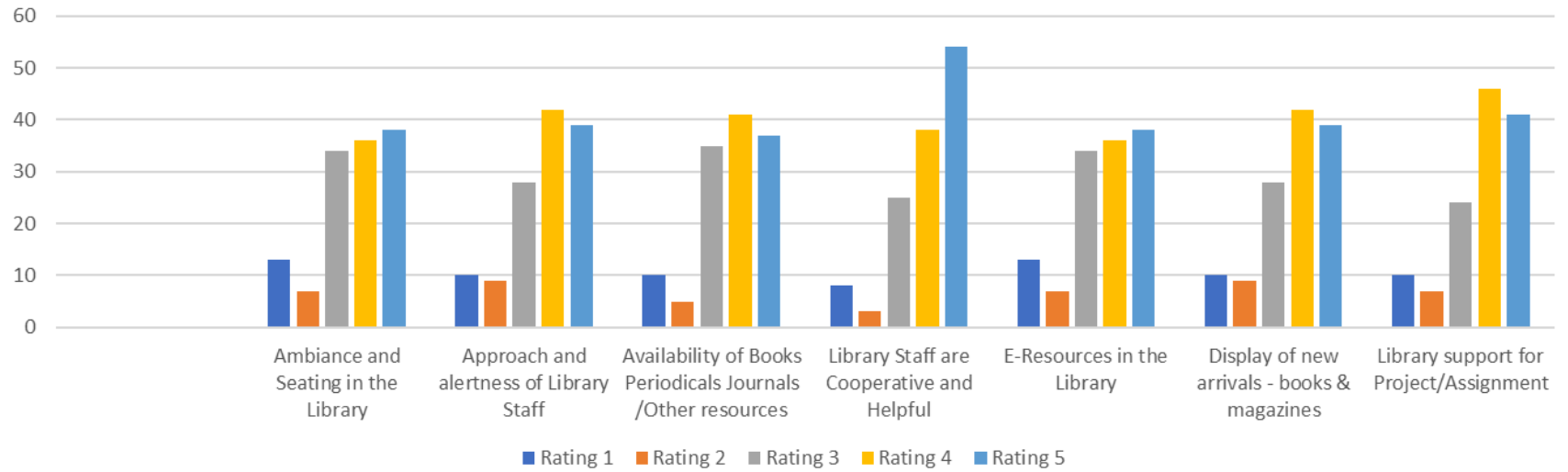


STUDENTS' FEEDBACK ON COLLEGE LIBRARY

Rating on 1 to 5 scale. 1- Poor, 2- Satisfactory, 3-Good, 4-Very Good, 5- Excellent

FEEDBACK ON COLLEGE LIBRARY	No of Student Respondents	Overall Rating	Rating 1		Rating 2		Rating 3		Rating 4		Rating 5	
			Count	%	Count	%	Count	%	Count	%	Count	%
Ambiance and Seating in the Library	128	3.6	13	6%	7	3%	34	17%	36	18%	38	19%
Approach and alertness of Library Staff	128	3.7	10	5%	9	4%	28	14%	42	21%	39	19%
Availability of Books Periodicals Journals /Other resources	128	3.7	10	5%	5	2%	35	17%	41	20%	37	18%
Library Staff are Cooperative and Helpful	128	4.0	8	4%	3	1%	25	12%	38	19%	54	27%
E-Resources in the Library	128	3.6	13	6%	7	3%	34	17%	36	18%	38	19%
Display of new arrivals - books & magazines	128	3.7	10	5%	9	4%	28	14%	42	21%	39	19%
Library support for Project/Assignment	128	3.8	10	5%	7	3%	24	12%	46	23%	41	20%

Students Feedback on College Library

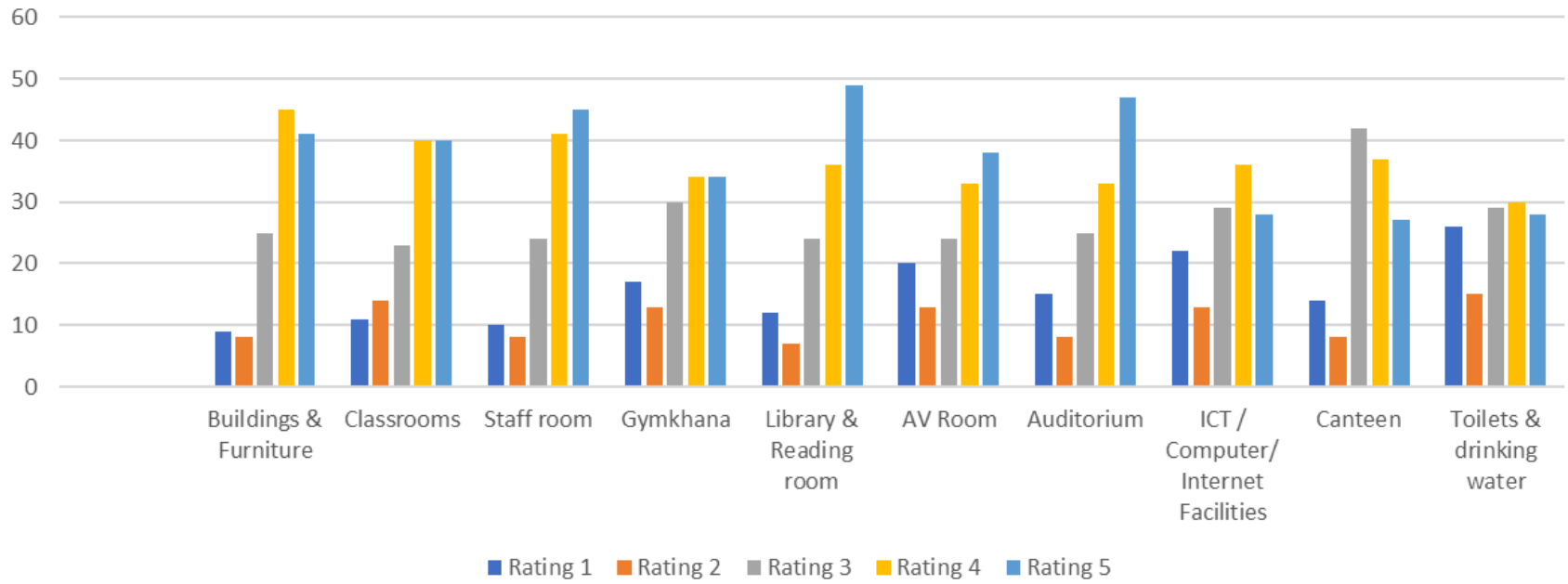


STUDENTS' FEEDBACK ON COLLEGE INFRASTRUCTURE

Rating on 1 to 5 scale. 1- Poor, 2- Satisfactory, 3-Good, 4-Very Good, 5- Excellent

FEEDBACK ON COLLEGE INFRASTRUCTURE	No of Student Respondents	Overall Rating	Rating 1		Rating 2		Rating 3		Rating 4		Rating 5	
			Count	%	Count	%	Count	%	Count	%	Count	%
Buildings & Furniture	128	3.8	9	4%	8	4%	25	12%	45	22%	41	20%
Classrooms	128	3.7	11	5%	14	7%	23	11%	40	20%	40	20%
Staff room	128	3.8	10	5%	8	4%	24	12%	41	20%	45	22%
Gymkhana	128	3.4	17	8%	13	6%	30	15%	34	17%	34	17%
Library & Reading room	128	3.8	12	6%	7	3%	24	12%	36	18%	49	24%
AV Room	128	3.4	20	10%	13	6%	24	12%	33	16%	38	19%
Auditorium	128	3.7	15	7%	8	4%	25	12%	33	16%	47	23%
ICT / Computer/ Internet Facilities	128	3.3	22	11%	13	6%	29	14%	36	18%	28	14%
Canteen	128	3.4	14	7%	8	4%	42	21%	37	18%	27	13%
Toilets & drinking water	128	3.1	26	13%	15	7%	29	14%	30	15%	28	14%

Students Feedback on College Infrastructure





THE MOGAVEERA VYAVASTHAPAKA MANDALI
MVM Educational Campus
"Creating Quality...Delivering Excellence"
M V Mandali's Colleges of Commerce & Science
NAAC ACCREDITED
 (Affiliated to University of Mumbai)
 (Permanently Unaided Linguistic Minority Institution)
 MVM Educational Campus Road, Off Veera Desai Road, Andheri (West), Mumbai - 400 058
 ☎ 2676 2446 / 5387 | ✉ degree@mvmeducation.com | www.mvmeducation.com

TEACHERS' FEEDBACK

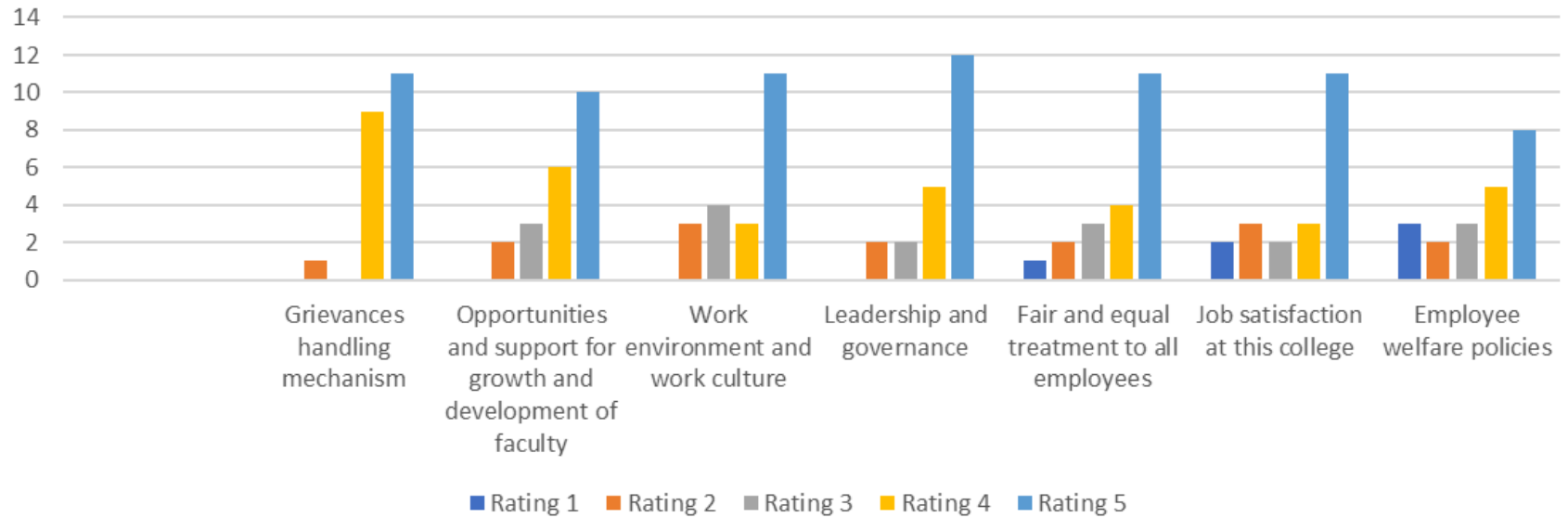
ACADEMIC YEAR 2018-19

TEACHERS' FEEDBACK ON COLLEGE

Rating on 1 to 5 scale. 1- Poor, 2- Satisfactory, 3-Good, 4-Very Good, 5- Excellent

FEEDBACK ON COLLEGE	No of Respondents	Overall Rating	Rating 1		Rating 2		Rating 3		Rating 4		Rating 5	
			Count	%	Count	%	Count	%	Count	%	Count	%
Grievances handling mechanism	21	4.4	0	0%	1	0%	0	0%	9	4%	11	5%
Opportunities and support for growth and development of faculty	21	4.1	0	0%	2	1%	3	1%	6	3%	10	5%
Work environment and work culture	21	4.0	0	0%	3	1%	4	2%	3	1%	11	5%
Leadership and governance	21	4.3	0	0%	2	1%	2	1%	5	2%	12	6%
Fair and equal treatment to all employees	21	4.0	1	0%	2	1%	3	1%	4	2%	11	5%
Job satisfaction at this college	21	3.9	2	1%	3	1%	2	1%	3	1%	11	5%
Employee welfare policies	21	3.6	3	1%	2	1%	3	1%	5	2%	8	4%

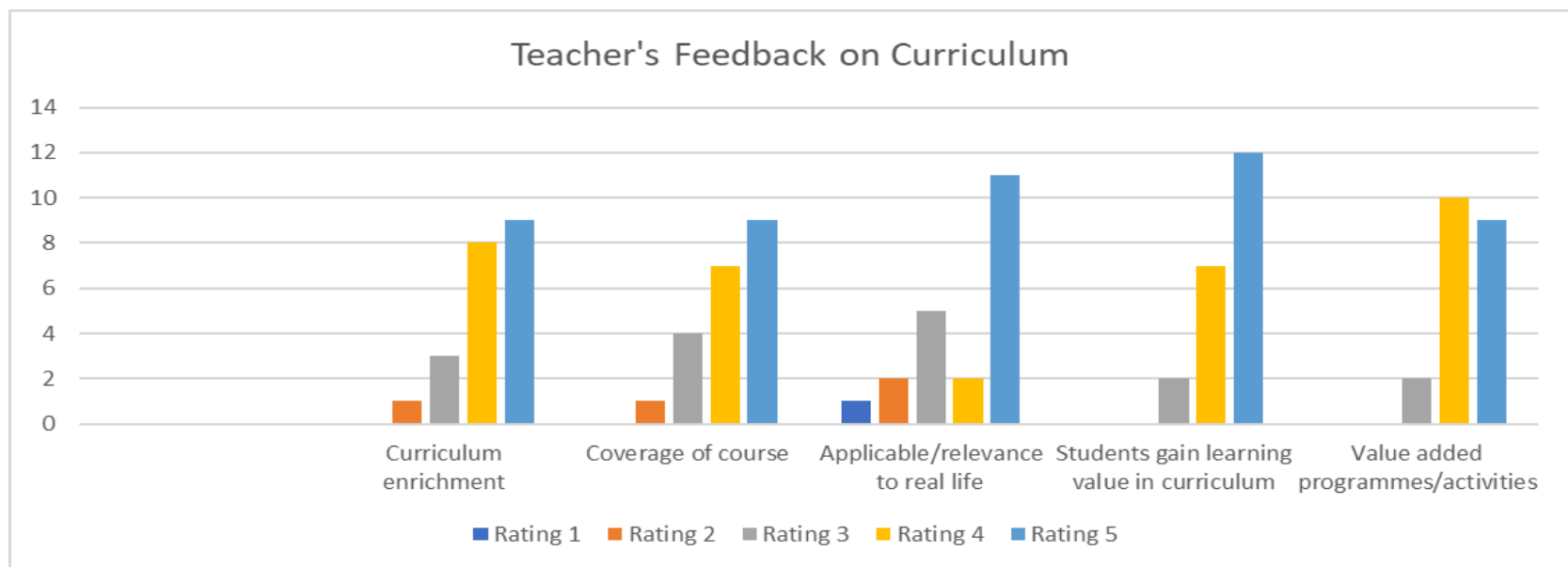
Teacher's Feedback on College



TEACHERS' FEEDBACK ON CURRICULUM

Rating on 1 to 5 scale. 1- Poor, 2- Satisfactory, 3-Good, 4-Very Good, 5- Excellent

FEEDBACK ON CURRICULUM	No of Respondents	Overall Rating	Rating 1		Rating 2		Rating 3		Rating 4		Rating 5	
			Count	%	Count	%	Count	%	Count	%	Count	%
Curriculum enrichment	21	4.2	0	0%	1	0%	3	1%	8	4%	9	4%
Coverage of course	21	4.1	0	0%	1	0%	4	2%	7	3%	9	4%
Applicable/relevance to real life	21	4.0	1	0%	2	1%	5	2%	2	1%	11	5%
Students gain learning value in curriculum	21	4.5	0	0%	0	0%	2	1%	7	3%	12	6%
Value added programmes/activities	21	4.3	0	0%	0	0%	2	1%	10	5%	9	4%

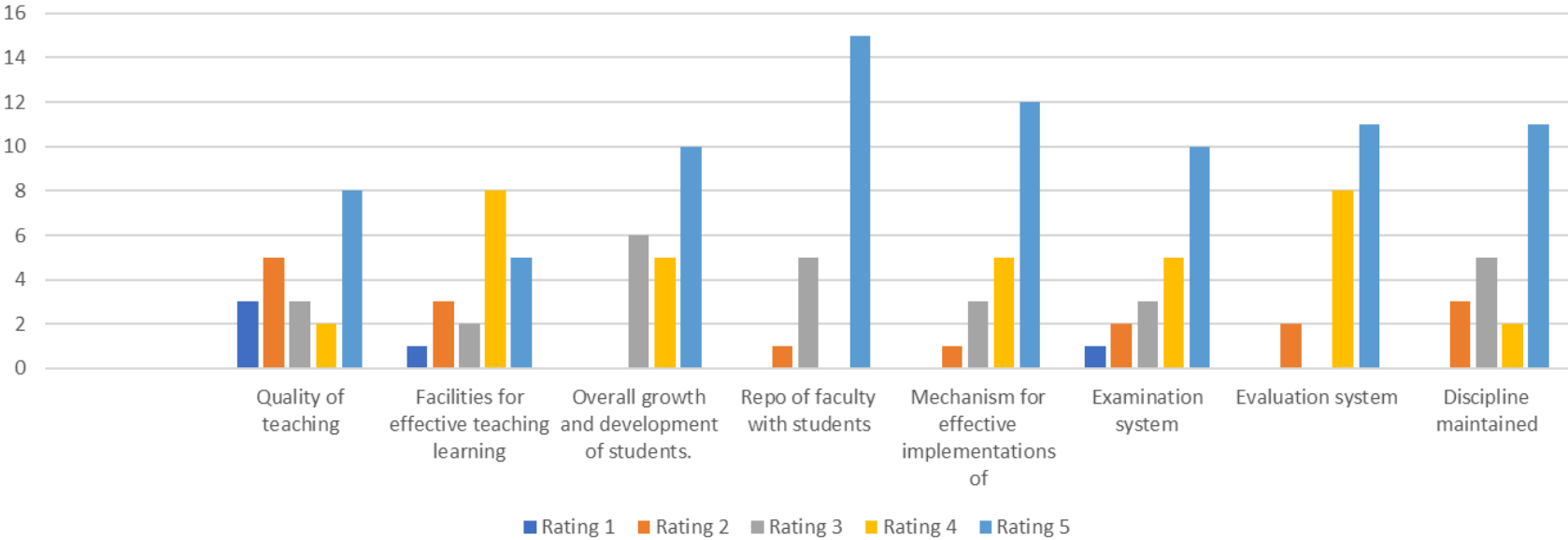


TEACHERS' FEEDBACK ON TEACHING -LEARNING PROCESS

Rating on 1 to 5 scale. 1- Poor, 2- Satisfactory, 3-Good, 4-Very Good, 5- Excellent

FEEDBACK ON TEACHING-LEARNING PROCESS	No of Respondents	Overall Rating	Rating 1		Rating 2		Rating 3		Rating 4		Rating 5	
			Count	%	Count	%	Count	%	Count	%	Count	%
Quality of teaching	21	3.3	3	1%	5	2%	3	1%	2	1%	8	
Facilities for effective teaching learning	21	3.3	1	0%	3	1%	2	1%	8		5	2%
Overall growth and development of students.	21	4.2	0	0%	0	0%	6	3%	5	2%	10	5%
Repo of faculty with students	21	4.4	0	0%	1	0%	5	2%	0	0%	15	7%
Mechanism for effective implementations of syllabus	21	4.3	0	0%	1	0%	3	1%	5	2%	12	6%
Examination system	21	4.0	1	0%	2	1%	3	1%	5	2%	10	5%
Evaluation system	21	4.3	0	0%	2	1%	0	0%	8	4%	11	5%
Discipline maintained	21	4.0	0	0%	3	1%	5	2%	2	1%	11	5%

Teacher's Feedback on Teaching-Learning Process

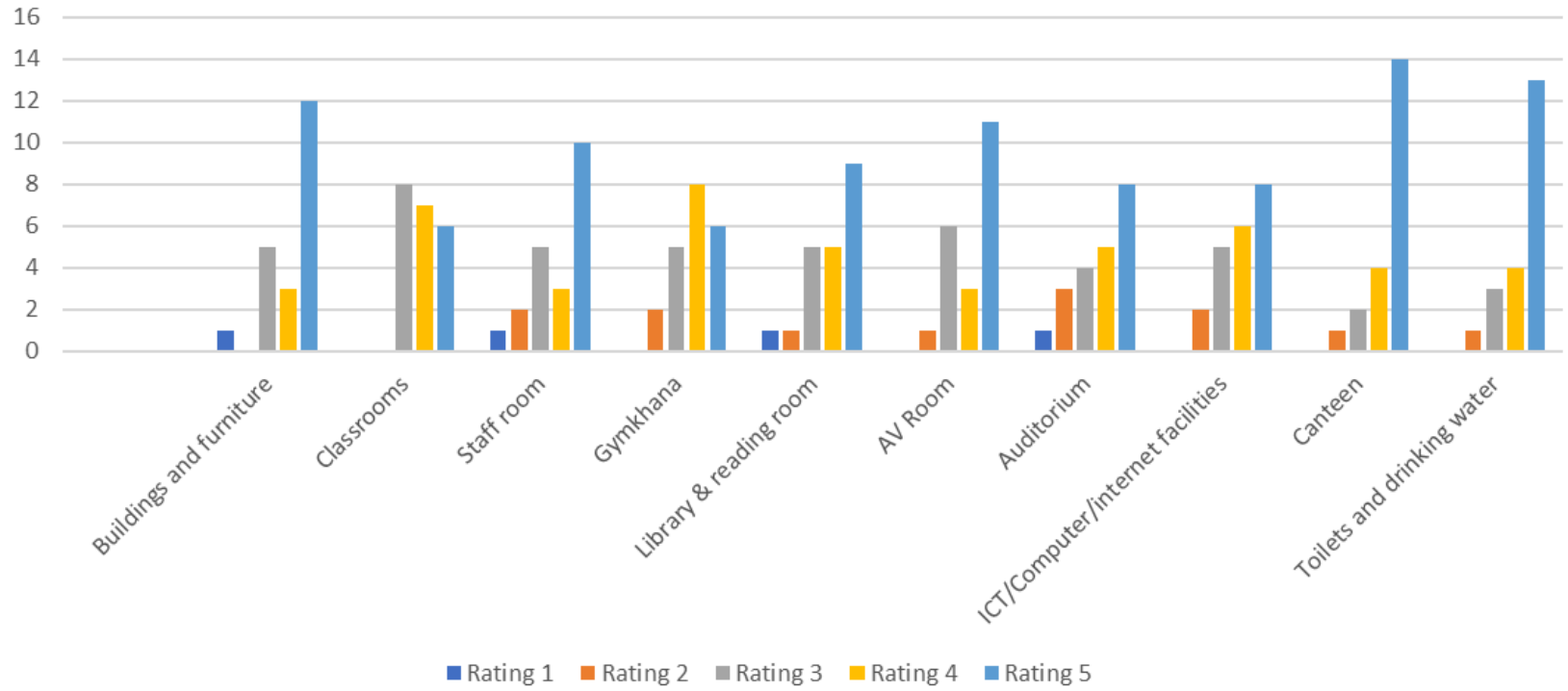


TEACHERS' FEEDBACK ON COLLEGE INFRASTRUCTURE

Rating on 1 to 5 scale. 1- Poor, 2- Satisfactory, 3-Good, 4-Very Good, 5- Excellent

FEEDBACK ON INFRASTRUCTURE	No of Respondents	Overall Rating	Rating 1		Rating 2		Rating 3		Rating 4		Rating 5	
			Count	%	Count	%	Count	%	Count	%	Count	%
Buildings and furniture	21	4.2	1	0%	0	0%	5	2%	3	1%	12	6%
Classrooms	21	3.9	0	0%	0	0%	8	4%	7	3%	6	3%
Staff room	21	3.9	1	0%	2	1%	5	2%	3	1%	10	5%
Gymkhana	21	3.9	0	0%	2	1%	5	2%	8	4%	6	3%
Library & reading room	21	4.0	1	0%	1	0%	5	2%	5	2%	9	4%
AV Room	21	4.1	0	0%	1	0%	6	3%	3	1%	11	5%
Auditorium	21	3.8	1	0%	3	1%	4	2%	5	2%	8	4%
ICT/Computer/internet facilities	21	4.0	0	0%	2	1%	5	2%	6	3%	8	4%
Canteen	21	4.5	0	0%	1	0%	2	1%	4	2%	14	7%
Toilets and drinking water	21	4.4	0	0%	1	0%	3	1%	4	2%	13	6%

Teacher's Feedback on Infrastructure





THE MOGAVEERA VYAVASTHAPAKA MANDALI
MVM Educational Campus
"Creating Quality...Delivering Excellence"
M V Mandali's Colleges of Commerce & Science
NAAC ACCREDITED
 (Affiliated to University of Mumbai)
 (Permanently Unaided Linguistic Minority Institution)
 MVM Educational Campus Road, Off Veera Desai Road, Andheri (West), Mumbai - 400 058
 ☎ 2676 2446 / 5387 | ✉ degree@mvmeducation.com | www.mvmeducation.com

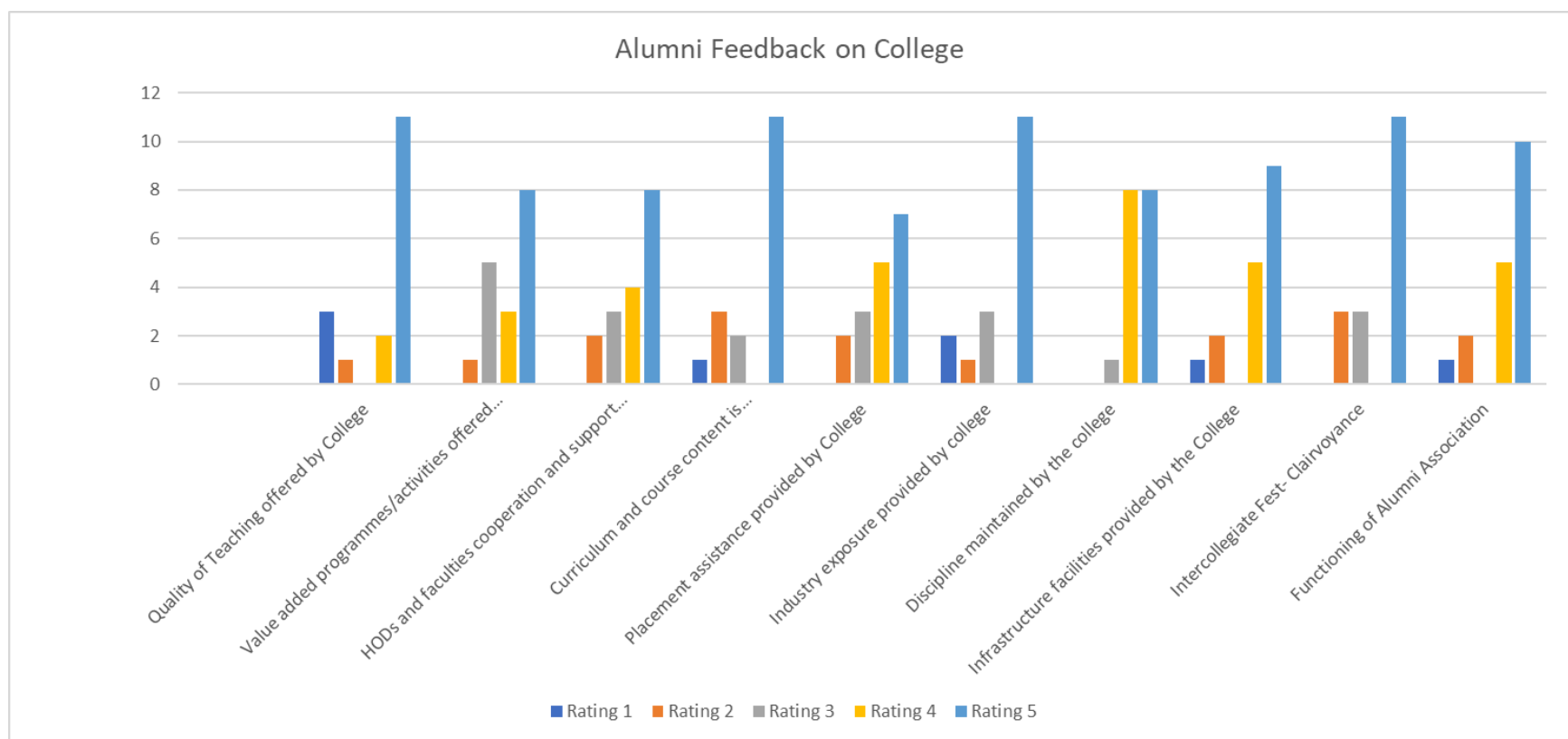
ACADEMIC YEAR 2018-19

ALUMNIS' FEEDBACK ON COLLEGE

Rating on 1 to 5 scale. 1- Poor, 2- Satisfactory, 3-Good, 4-Very Good, 5- Excellent

FEEDBACK ON COLLEGE	No of Student Respondents	Overall Rating	Rating 1		Rating 2		Rating 3		Rating 4		Rating 5	
			Count	%	Count	%	Count	%	Count	%	Count	%
Quality of Teaching offered by College	17	4.0	3	1%	1	0%	0	0%	2	1%	11	5%
Value added programmes/activities offered by college	17	4.1	0	0%	1	0%	5	2%	3	1%	8	4%
HODs and faculties cooperation and support to students.	17	4.1	0	0%	2	1%	3	1%	4	2%	8	4%
Curriculum and course content is applicable/relevance to real life situations	17	4.0	1	0%	3	1%	2	1%	0	0%	11	5%
Placement assistance provided by College	17	4.0	0	0%	2	1%	3	1%	5	2%	7	3%
Industry exposure provided by college	17	4.0	2	1%	1	0%	3	1%	0	0%	11	5%

FEEDBACK ON COLLEGE	No of Student Respondents	Overall Rating	Rating 1		Rating 2		Rating 3		Rating 4		Rating 5	
			Count	%	Count	%	Count	%	Count	%	Count	%
Discipline maintained by the college	17	4.4	0	0%	0	0%	1	0%	8	4%	8	4%
Infrastructure facilities provided by the College	17	4.1	1	0%	2	1%	0	0%	5	2%	9	4%
Intercollegiate Fest- Clairvoyance	17	4.1	0	0%	3	1%	3	1%	0	0%	11	5%
Functioning of Alumni Association	17	4.4	1	0%	2	1%	0	0%	5	2%	10	5%





THE MOGAVEERA VYAVASTHAPAKA MANDALI
MVM Educational Campus
"Creating Quality...Delivering Excellence"
M V Mandali's Colleges of Commerce & Science
NAAC ACCREDITED
 (Affiliated to University of Mumbai)
 (Permanently Unaided Linguistic Minority Institution)
 MVM Educational Campus Road, Off Veera Desai Road, Andheri (West), Mumbai - 400 058
 ☎ 2676 2446 / 5387 | ✉ degree@mvmeducation.com | www.mvmeducation.com

ACADEMIC YEAR 2018-19

EMPLOYERS' FEEDBACK

Rating on 1 to 5 scale. 1- Poor, 2- Satisfactory, 3-Good, 4-Very Good, 5- Excellent

FEEDBACK	No of Respondents	Overall Rating	Rating 1		Rating 2		Rating 3		Rating 4		Rating 5	
			Count	%	Count	%	Count	%	Count	%	Count	%
General Communication Skills	12	4.1	0	0%	0	0%	0	0%	11	5%	1	0%
Punctuality	12	4.1	0	0%	0	0%	0	0%	11	5%	1	0%
Developing practical Solutions	12	4.1	0	0%	0	0%	0	0%	11	5%	1	0%
Working as part of team	12	4.1	0	0%	0	0%	0	0%	11	5%	1	0%
Creative in response to workplace challenges	12	4.8	0	0%	0	0%	1	0%	1	0%	10	5%
Planning & organizational Skills	12	4.9	0	0%	0	0%	0	0%	1	0%	11	5%
Self-motivation & handling of responsibilities	12	4.9	0	0%	0	0%	0	0%	1	0%	11	5%
Open to new ideas	12	4.8	0	0%	0	0%	1	0%	1	0%	10	5%

FEEDBACK	No of Respondents	Overall Rating	Rating 1		Rating 2		Rating 3		Rating 4		Rating 5	
			Count	%	Count	%	Count	%	Count	%	Count	%
Using technology & workplace environment	12	4.8	0	0%	0	0%	1	0%	0	0%	11	5%
Ability to contribute to the goal of the organization	12	4.0	0	0%	0	0%	1	0%	10	5%	1	0%
Technical knowledge skills	12	4.3	0	0%	0	0%	0	0%	9	4%	3	1%
Innovativeness	12	4.9	0	0%	0	0%	0	0%	1	0%	11	5%
Relationship with seniors/peers/subordinates	12	4.9	0	0%	0	0%	0	0%	1	0%	11	5%
Involvement in social activities	12	4.8	0	0%	0	0%	0	0%	2	1%	10	5%
Ability to take-up extra responsibility	12	4.8	0	0%	0	0%	1	0%	0	0%	11	5%
Obligation to work beyond schedule	12	4.2	0	0%	0	0%	0	0%	10	0%	2	1%

Employer's Feedback

