



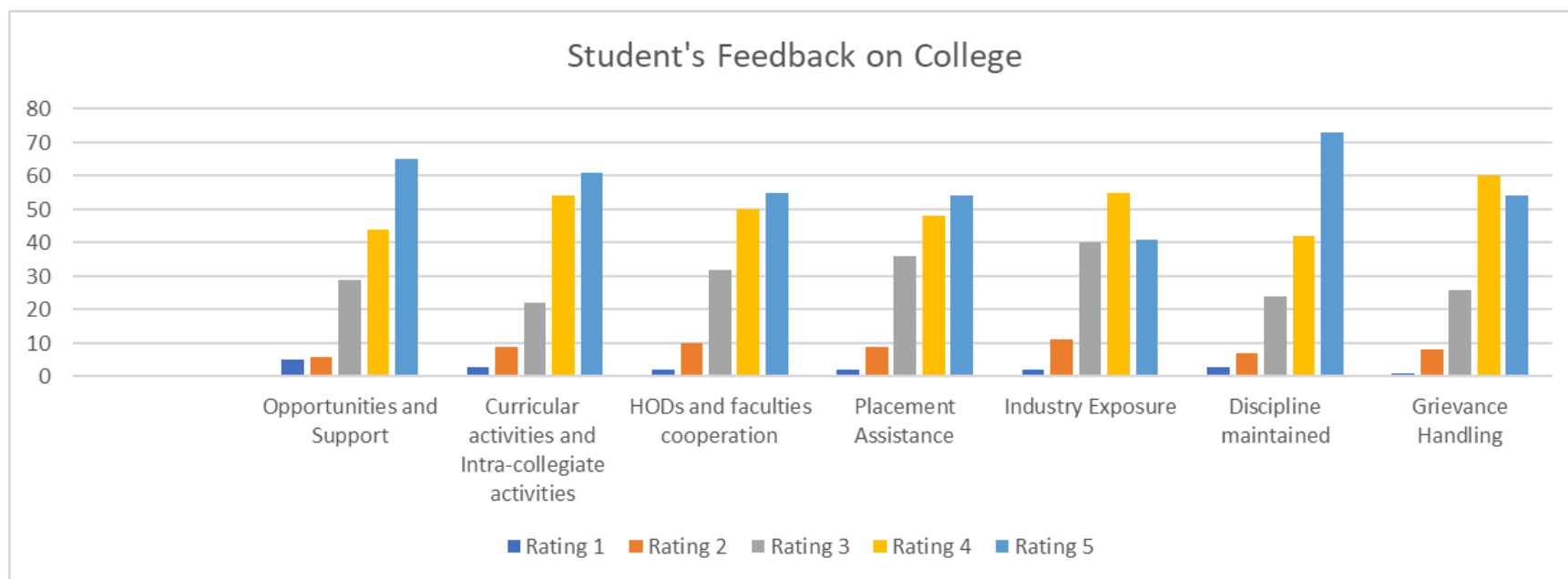
THE MOGAVEERA VYAVASTHAPAKA MANDALI
MVM Educational Campus
"Creating Quality...Delivering Excellence"
M V Mandali's Colleges of Commerce & Science
NAAC ACCREDITED
 (Affiliated to University of Mumbai)
 (Permanently Unaided Linguistic Minority Institution)
 MVM Educational Campus Road, Off Veera Desai Road, Andheri (West), Mumbai - 400 058
 ☎ 2676 2446 / 5387 | ✉ degree@mvmeducation.com | www.mvmeducation.com

ACADEMIC YEAR 2019-20

STUDENTS' FEEDBACK ON COLLEGE

Rating on 1 to 5 scale. 1- Poor, 2- Satisfactory, 3-Good, 4-Very Good, 5- Excellent

FEEDBACK ON COLLEGE	No of Student Respondents	Overall Rating	Rating 1		Rating 2		Rating 3		Rating 4		Rating 5	
			Count	%	Count	%	Count	%	Count	%	Count	%
Opportunities and Support to the students	149	4.1	5	2%	6	3%	29	14%	44	22%	65	32%
Curricular activities and Intra-collegiate activities	149	4.1	3	1%	9	4%	22	11%	54	27%	61	30%
HODs and faculties cooperation and support	149	3.9	2	1%	10	5%	32	16%	50	25%	55	27%
Placement Assistance	149	3.9	2	1%	9	4%	36	18%	48	24%	54	27%
Industry Exposure	149	3.8	2	1%	11	5%	40	20%	55	27%	41	20%
Discipline maintained	149	4.1	3	1%	7	3%	24	12%	42	21%	73	36%
Grievance Handling	149	4.0	1	1%	8	4%	26	13%	60	30%	54	27%

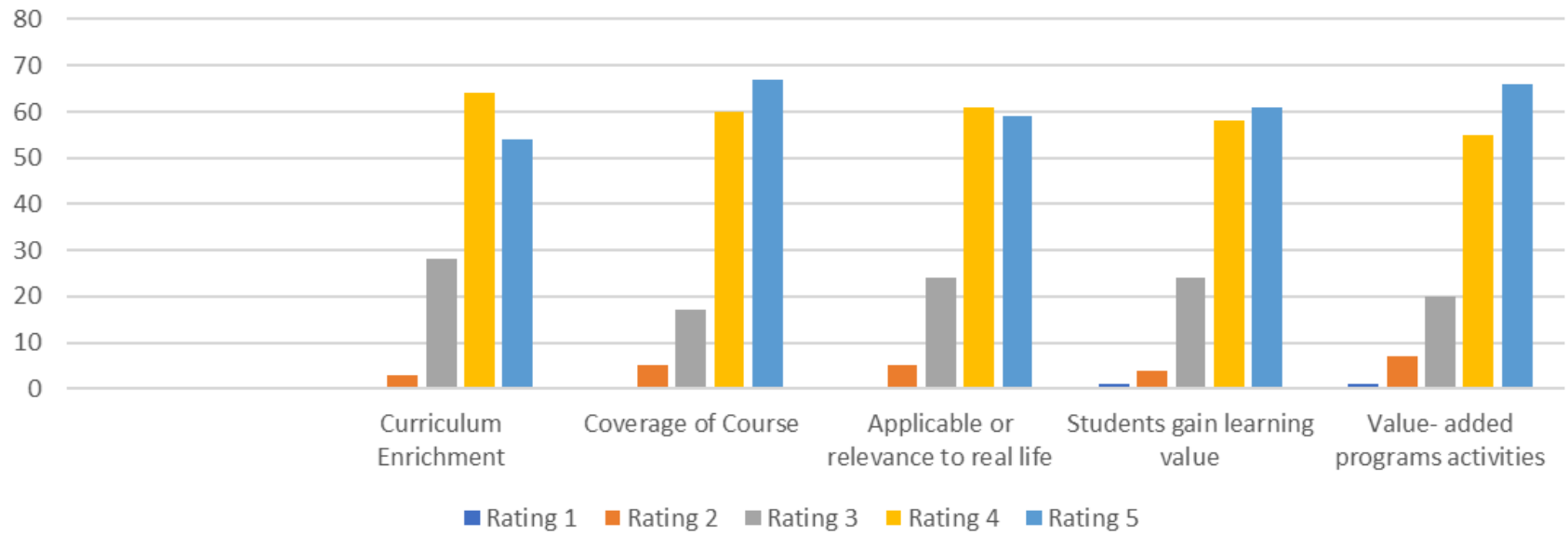


STUDENTS' FEEDBACK ON CURRICULUM

Rating on 1 to 5 scale. 1- Poor, 2- Satisfactory, 3-Good, 4-Very Good, 5- Excellent

FEEDBACK ON CURRICULUM	No of Student Respondents	Overall Rating	Rating 1		Rating 2		Rating 3		Rating 4		Rating 5	
			Count	%	Count	%	Count	%	Count	%	Count	%
Curriculum Enrichment	149	4.1	0	0%	3	1%	28	14%	64	32%	54	27%
Coverage of Course	149	4.3	0	0%	5	2%	17	8%	60	30%	67	33%
Applicable or relevance to real life	149	4.2	0	0%	5	2%	24	12%	61	30%	59	29%
Students gain learning value	149	4.1	1	0%	4	2%	24	12%	58	29%	61	30%
Value- added programs activities	149	4.2	1	0%	7	3%	20	10%	55	27%	66	33%

Students Feedback on Curriculum

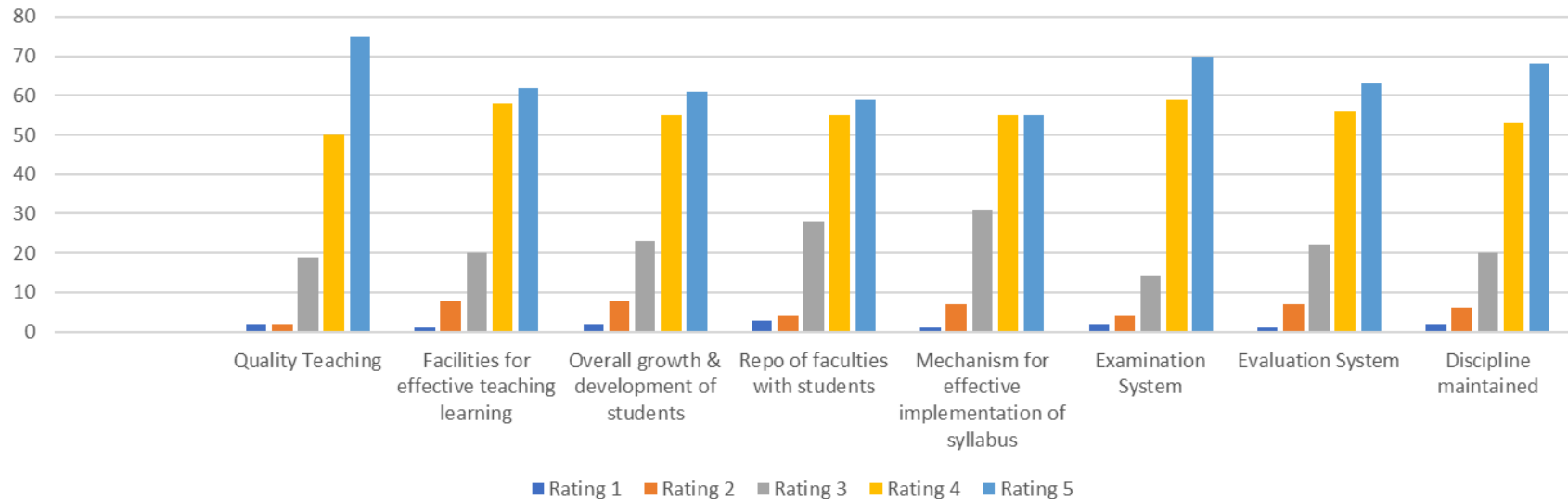


STUDENTS' FEEDBACK ON TEACHING LEARNING PROCESS

Rating on 1 to 5 scale. 1- Poor, 2- Satisfactory, 3-Good, 4-Very Good, 5- Excellent

FEEDBACK ON TEACHING LEARNING PROCESS	No of Student Respondents	Overall Rating	Rating 1		Rating 2		Rating 3		Rating 4		Rating 5	
			Count	%	Count	%	Count	%	Count	%	Count	%
Quality Teaching	149	4.3	2	1%	2	1%	19	9%	50	25%	75	37%
Facilities for effective teaching learning	149	4.2	1	0%	8	4%	20	10%	58	29%	62	31%
Overall growth & development of students	149	4.1	2	1%	8	4%	23	11%	55	27%	61	30%
Repo of faculties with students	149	4.1	3	1%	4	2%	28	14%	55	27%	59	29%
Mechanism for effective implementation of syllabus	149	4.0	1	0%	7	3%	31	15%	55	27%	55	27%
Examination System	149	4.3	2	1%	4	2%	14	7%	59	29%	70	35%
Evaluation System	149	4.2	1	0%	7	3%	22	11%	56	28%	63	31%
Discipline maintained	149	4.2	2	1%	6	3%	20	10%	53	26%	68	34%

Students Feedback on Teaching Learning Process



STUDENTS' FEEDBACK ON COLLEGE LIBRARY

Rating on 1 to 5 scale. 1- Poor, 2- Satisfactory, 3-Good, 4-Very Good, 5- Excellent

FEEDBACK ON COLLEGE LIBRARY	No of Student Respondents	Overall Rating	Rating 1		Rating 2		Rating 3		Rating 4		Rating 5	
			Count	%	Count	%	Count	%	Count	%	Count	%
Ambiance and Seating in the Library	149	4.1	3	1%	3	1%	30	15%	46	23%	67	33%
Approach and alertness of Library Staff	149	4.1	2	1%	9	4%	24	12%	52	26%	62	31%
Availability of Books Periodicals Journals /Other resources	149	4.0	1	0%	8	4%	33	16%	47	23%	60	30%
Library Staff are Cooperative and Helpful	149	4.1	4	2%	6	3%	26	13%	47	23%	66	33%
E-Resources in the Library	149	3.9	4	2%	10	5%	38	19%	43	21%	54	27%
Display of new arrivals - books & magazines	149	3.9	6	3%	6	3%	34	17%	48	24%	55	27%
Library support for Project/Assignment	149	4.0	7	3%	5	2%	32	16%	41	20%	64	32%

Students Feedback on College Library

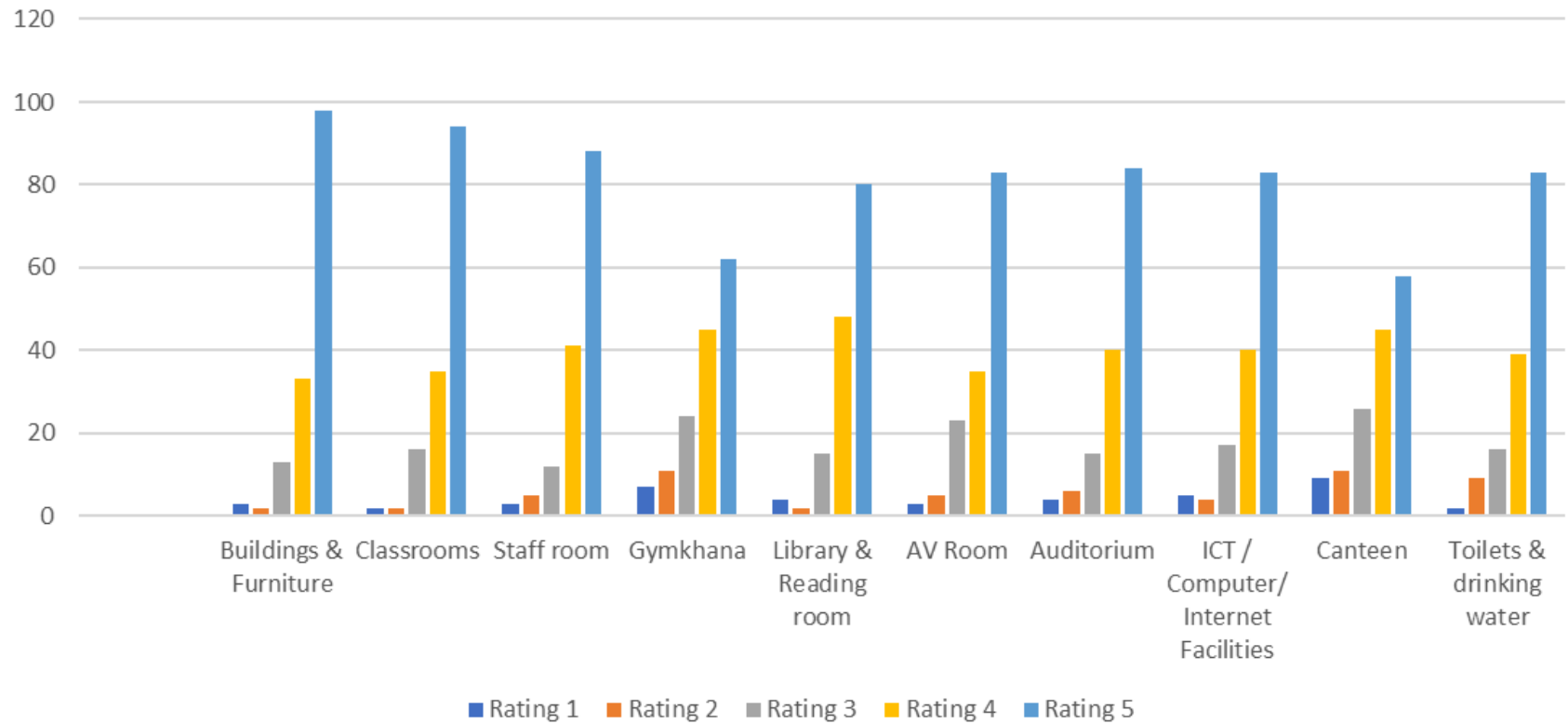


STUDENTS' FEEDBACK ON COLLEGE INFRASTRUCTURE

Rating on 1 to 5 scale. 1- Poor, 2- Satisfactory, 3-Good, 4-Very Good, 5- Excellent

FEEDBACK ON COLLEGE INFRASTRUCTURE	No of Student Respondents	Overall Rating	Rating 1		Rating 2		Rating 3		Rating 4		Rating 5	
			Count	%	Count	%	Count	%	Count	%	Count	%
Buildings & Furniture	149	4.5	3	1%	2	1%	13	6%	33	16%	98	49%
Classrooms	149	4.5	2	1%	2	1%	16	8%	35	17%	94	47%
Staff room	149	4.4	3	1%	5	2%	12	6%	41	20%	88	44%
Gymkhana	149	3.9	7	3%	11	5%	24	12%	45	22%	62	31%
Library & Reading room	149	4.3	4	2%	2	1%	15	7%	48	24%	80	40%
AV Room	149	4.3	3	1%	5	2%	23	11%	35	17%	83	41%
Auditorium	149	4.3	4	2%	6	3%	15	7%	40	20%	84	42%
ICT / Computer/ Internet Facilities	149	4.3	5	2%	4	2%	17	8%	40	20%	83	41%
Canteen	149	3.9	9	4%	11	5%	26	13%	45	22%	58	29%
Toilets & drinking water	149	4.3	2	1%	9	4%	16	8%	39	19%	83	41%

Students Feedback on College Infrastructure





THE MOGAVEERA VYAVASTHAPAKA MANDALI
MVM Educational Campus
"Creating Quality...Delivering Excellence"
M V Mandali's Colleges of Commerce & Science
NAAC ACCREDITED
 (Affiliated to University of Mumbai)
 (Permanently Unaided Linguistic Minority Institution)
 MVM Educational Campus Road, Off Veera Desai Road, Andheri (West), Mumbai - 400 058
 ☎ 2676 2446 / 5387 | ✉ degree@mvmeducation.com | www.mvmeducation.com

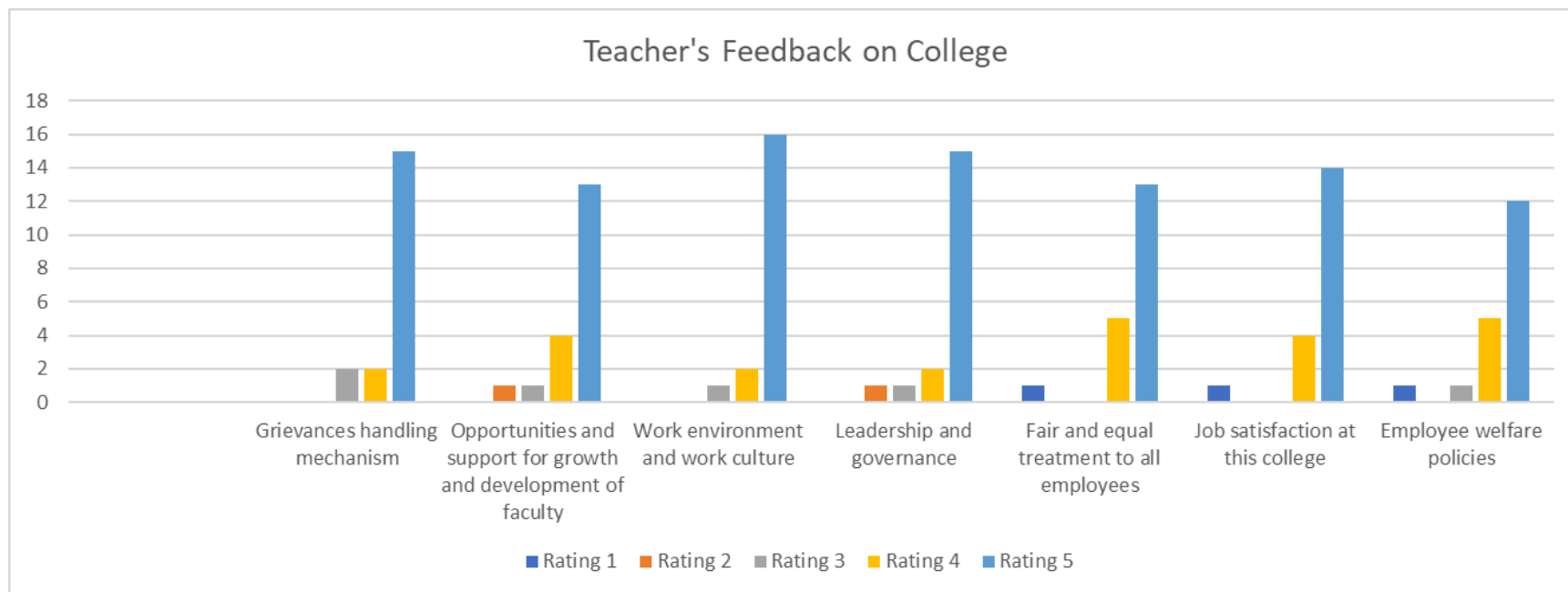
TEACHERS' FEEDBACK

ACADEMIC YEAR 2019-20

TEACHERS' FEEDBACK ON COLLEGE

Rating on 1 to 5 scale. 1- Poor, 2- Satisfactory, 3-Good, 4-Very Good, 5- Excellent

FEEDBACK ON COLLEGE	No of Student Respondents	Overall Rating	Rating 1		Rating 2		Rating 3		Rating 4		Rating 5	
			Count	%	Count	%	Count	%	Count	%	Count	%
Grievances handling mechanism	19	4.7	0	0%	0	0%	2	1%	2	1%	15	7%
Opportunities and support for growth and development of faculty	19	4.5	0	0%	1	0%	1	0%	4	2%	13	6%
Work environment and work culture	19	4.8	0	0%	0	0%	1	0%	2	1%	16	8%
Leadership and governance	19	4.6	0	0%	1	0%	1	0%	2	1%	15	7%
Fair and equal treatment to all employees	19	4.5	1	0%	0	0%	0	0%	5	2%	13	6%
Job satisfaction at this college	19	4.6	1	0%	0	0%	0	0%	4	2%	14	7%
Employee welfare policies	19	4.4	1	0%	0	0%	1	0%	5	2%	12	6%

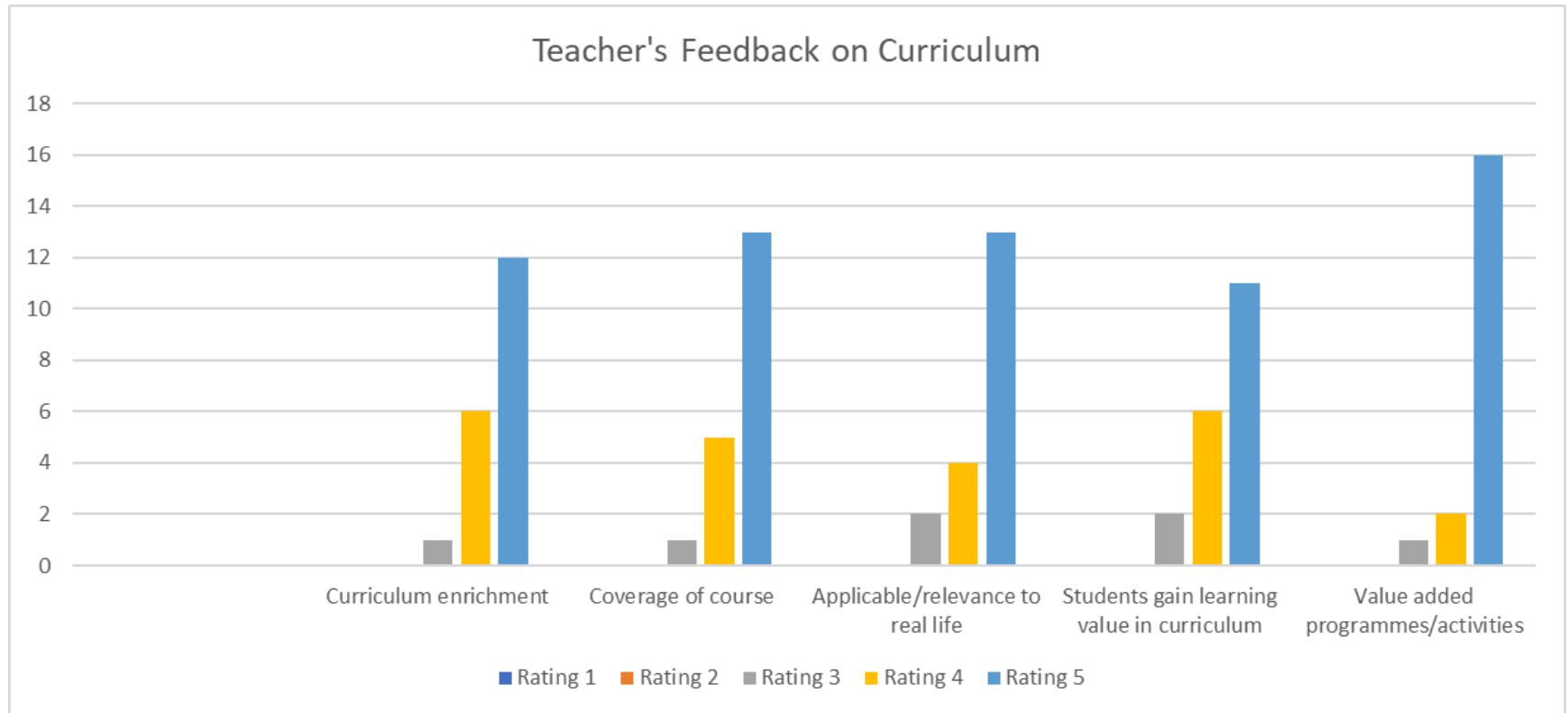


TEACHERS' FEEDBACK ON CURRICULUM

Rating on 1 to 5 scale. 1- Poor, 2- Satisfactory, 3-Good, 4-Very Good, 5- Excellent

FEEDBACK ON COLLEGE	No of Student Respondents	Overall Rating	Rating 1		Rating 2		Rating 3		Rating 4		Rating 5	
			Count	%	Count	%	Count	%	Count	%	Count	%
Curriculum enrichment	19	4.6	0	0%	0	0%	1	0%	6	3%	12	6%
Coverage of course	19	4.6	0	0%	0	0%	1	0%	5	2%	13	6%
Applicable/relevance to real life	19	4.6	0	0%	0	0%	2	1%	4	2%	13	6%
Students gain learning value in curriculum	19	4.5	0	0%	0	0%	2	1%	6	3%	11	5%

FEEDBACK ON COLLEGE	No of Student Respondents	Overall Rating	Rating 1		Rating 2		Rating 3		Rating 4		Rating 5	
			Count	%	Count	%	Count	%	Count	%	Count	%
Value added programmes/activities	19	4.8	0	0%	0	0%	1	0%	2	1%	16	8%

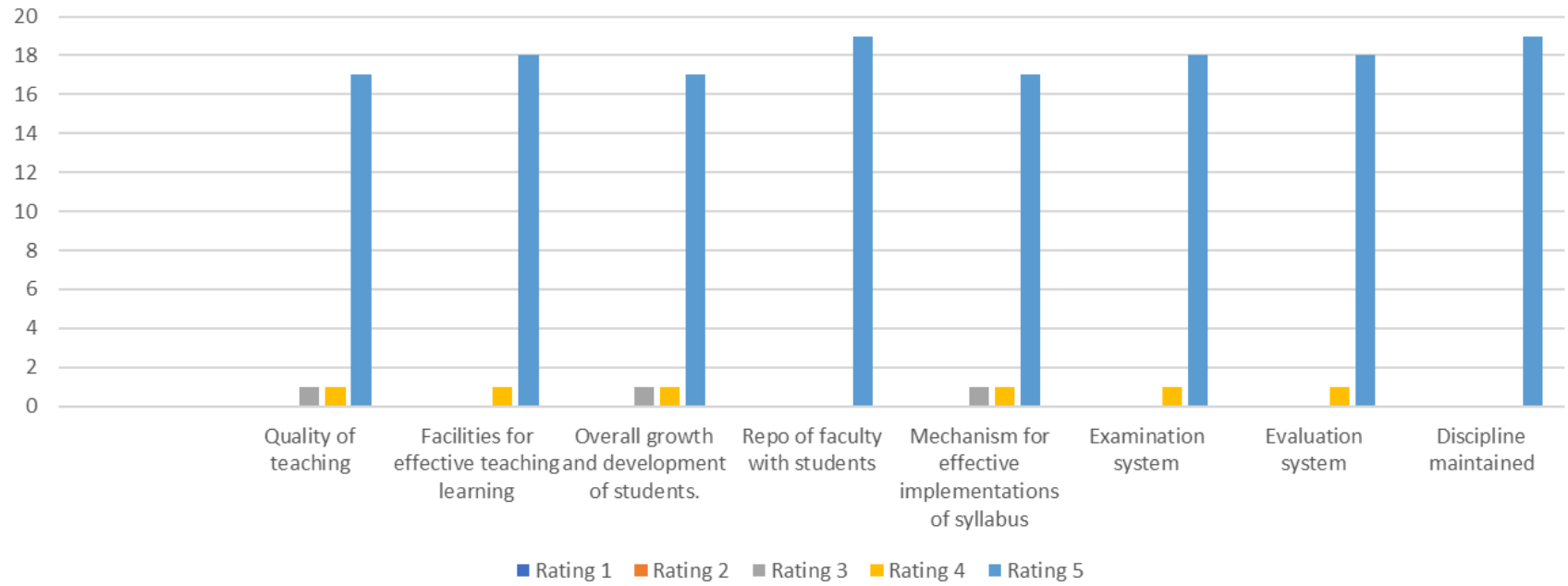


TEACHERS' FEEDBACK ON TEACHING -LEARNING PROCESS

Rating on 1 to 5 scale. 1- Poor, 2- Satisfactory, 3-Good, 4-Very Good, 5- Excellent

FEEDBACK ON COLLEGE	No of Student Respondents	Overall Rating	Rating 1		Rating 2		Rating 3		Rating 4		Rating 5	
			Count	%	Count	%	Count	%	Count	%	Count	%
Quality of teaching	19	4.8	0	0%	0	0%	1	0%	1	0%	17	8%
Facilities for effective teaching learning	19	4.9	0	0%	0	0%	0	0%	1	0%	18	9%
Overall growth and development of students.	19	4.8	0	0%	0	0%	1	0%	1	0%	17	8%
Repo of faculty with students	19	5.0	0	0%	0	0%	0	0%	0	0%	19	9%
Mechanism for effective implementations of syllabus	19	4.8	0	0%	0	0%	1	0%	1	0%	17	8%
Examination system	19	4.9	0	0%	0	0%	0	0%	1	0%	18	9%
Evaluation system	19	4.9	0	0%	0	0%	0	0%	1	0%	18	9%
Discipline maintained	19	5.0	0	0%	0	0%	0	0%	0	0%	19	9%

Teacher's Feedback on Teaching Learning Process

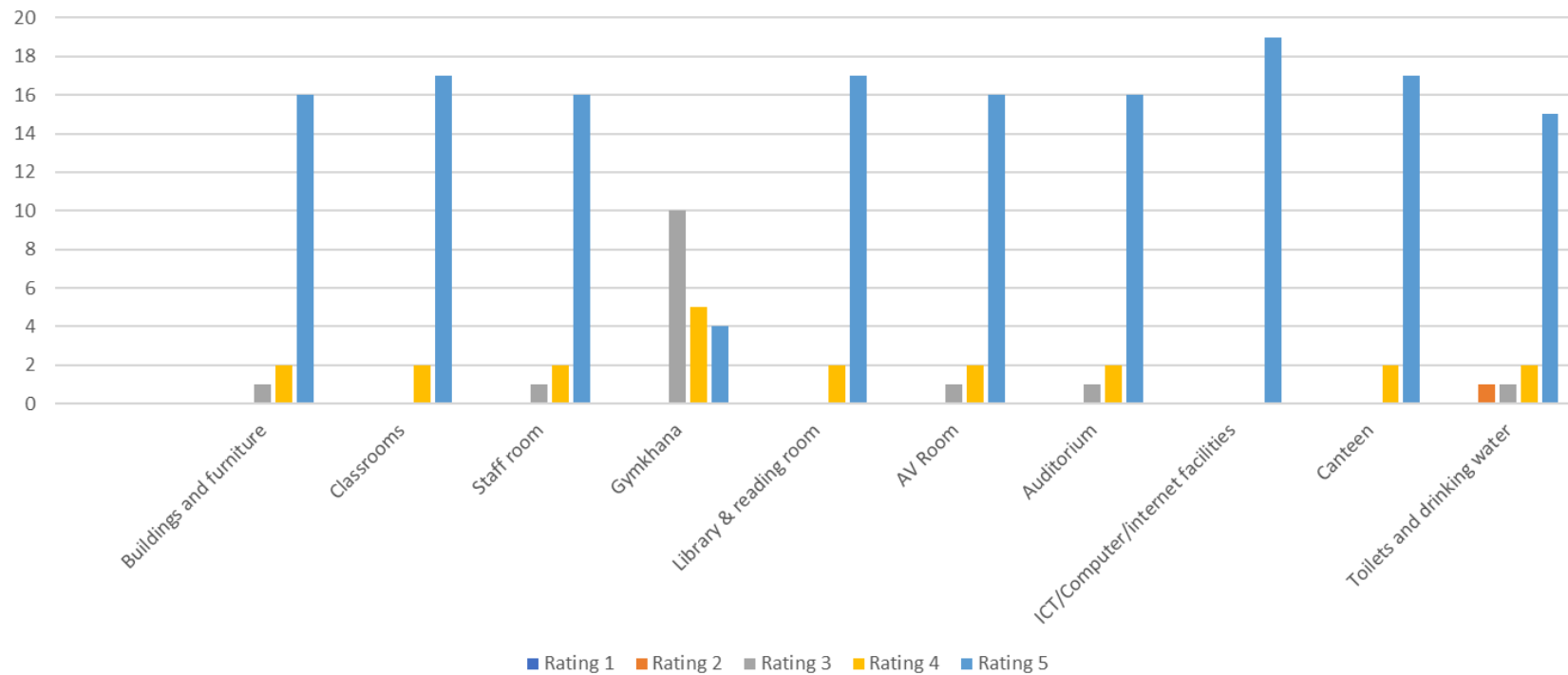


TEACHERS' FEEDBACK ON COLLEGE INFRASTRUCTURE

Rating on 1 to 5 scale. 1- Poor, 2- Satisfactory, 3-Good, 4-Very Good, 5- Excellent

FEEDBACK ON COLLEGE	No of Student Respondents	Overall Rating	Rating 1		Rating 2		Rating 3		Rating 4		Rating 5	
			Count	%	Count	%	Count	%	Count	%	Count	%
Buildings and furniture	19		0	0%	0	0%	1	0%	2	1%	16	8%
Classrooms	19		0	0%	0	0%	0	0%	2	1%	17	8%
Staff room	19		0	0%	0	0%	1	0%	2	1%	16	8%
Gymkhana	19		0	0%	0	0%	10	5%	5	2%	4	2%
Library & reading room	19		0	0%	0	0%	0	0%	2	1%	17	8%
AV Room	19		0	0%	0	0%	1	0%	2	1%	16	8%
Auditorium	19		0	0%	0	0%	1	0%	2	1%	16	8%
ICT/Computer/internet facilities	19		0	0%	0	0%	0	0%	0	0%	19	8%
Canteen	19		0	0%	0	0%	0	0%	2	1%	17	8%
Toilets and drinking water	19		0	0%	1	0%	1	0%	2	1%	15	7%

Teacher's Feedback on College Infrastructure





THE MOGAVEERA VYAVASTHAPAKA MANDALI
MVM Educational Campus
"Creating Quality...Delivering Excellence"
M V Mandali's Colleges of Commerce & Science
NAAC ACCREDITED
 (Affiliated to University of Mumbai)
 (Permanently Unaided Linguistic Minority Institution)
 MVM Educational Campus Road, Off Veera Desai Road, Andheri (West), Mumbai - 400 058
 ☎ 2676 2446 / 5387 | ✉ degree@mvmeducation.com | www.mvmeducation.com

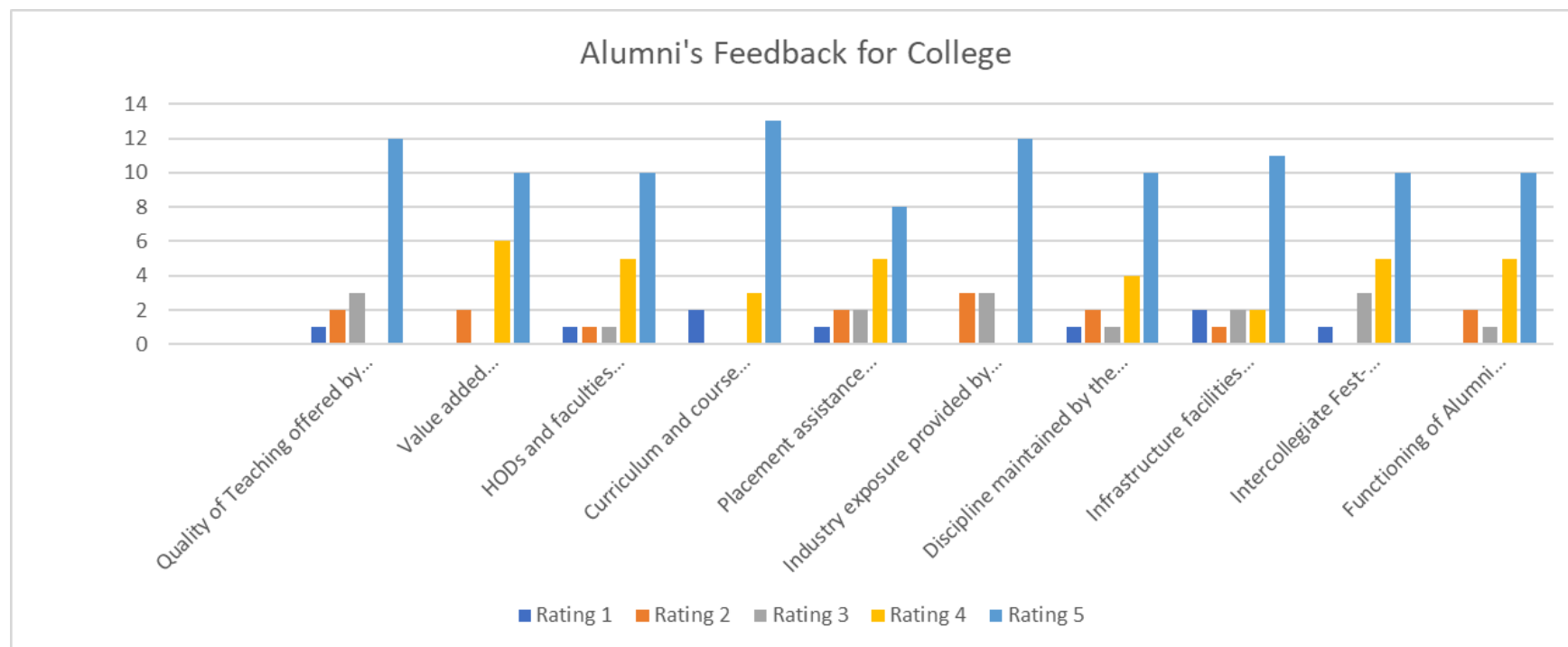
ACADEMIC YEAR 2019-20

ALUMNIS' FEEDBACK ON COLLEGE

Rating on 1 to 5 scale. 1- Poor, 2- Satisfactory, 3-Good, 4-Very Good, 5- Excellent

FEEDBACK ON COLLEGE	No of Student Respondents	Overall Rating	Rating 1		Rating 2		Rating 3		Rating 4		Rating 5	
			Count	%	Count	%	Count	%	Count	%	Count	%
Quality of Teaching offered by College	18	4.1	1	0%	2	1%	3	1%	0	0%	12	6%
Value added programmes/activities offered by college	18	4.3	0	0%	2	1%	0	0%	6	3%	10	5%
HODs and faculties cooperation and support to students.	18	4.2	1	0%	1	0%	1	0%	5	2%	10	5%
Curriculum and course content is applicable/relevance to real life situations	18	4.4	2	1%	0	0%	0	0%	3	1%	13	6%
Placement assistance provided by College	18	3.9	1	0%	2	1%	2	1%	5	2%	8	4%
Industry exposure provided by college	18	4.2	0	0%	3	1%	3	1%	0	0%	12	6%

FEEDBACK ON COLLEGE	No of Student Respondents	Overall Rating	Rating 1		Rating 2		Rating 3		Rating 4		Rating 5	
			Count	%	Count	%	Count	%	Count	%	Count	%
Discipline maintained by the college	18	4.1	1	0%	2	1%	1	0%	4	2%	10	5%
Infrastructure facilities provided by the College	18	4.1	2	1%	1	0%	2	1%	2	1%	11	5%
Intercollegiate Fest- Clairvoyance	18	4.4	1	0%	0	0%	3	1%	5	2%	10	5%
Functioning of Alumni Association	18	4.3	0	0%	2	1%	1	0%	5	2%	10	5%





THE MOGAVEERA VYAVA STHAPAKA MANDALI
MVM Educational Campus
"Creating Quality...Delivering Excellence"
M V Mandali's Colleges of Commerce & Science
NAAC ACCREDITED
 (Affiliated to University of Mumbai)
 (Permanently Unaided Linguistic Minority Institution)
 MVM Educational Campus Road, Off Veera Desai Road, Andheri (West), Mumbai - 400 058
 ☎ 2676 2446 / 5387 | ✉ degree@mvmeducation.com | www.mvmeducation.com

ACADEMIC YEAR 2019-20

EMPLOYERS' FEEDBACK

Rating on 1 to 5 scale. 1- Poor, 2- Satisfactory, 3-Good, 4-Very Good, 5- Excellent

FEEDBACK	No of Respondents	Overall Rating	Rating 1		Rating 2		Rating 3		Rating 4		Rating 5	
			Count	%	Count	%	Count	%	Count	%	Count	%
General Communication Skills	9	4.1	0	0%	0	0%	0	0%	8	4%	1	0%
Punctuality	9	4.1	0	0%	0	0%	0	0%	8	4%	1	0%
Developing practical Solutions	9	4.1	0	0%	0	0%	0	0%	8	4%	1	0%
Working as part of team	9	4.1	0	0%	0	0%	0	0%	8	4%	1	0%
Creative in response to workplace challenges	9	4.6	0	0%	0	0%	1	0%	2	1%	6	3%
Planning & organizational Skills	9	4.2	0	0%	0	0%	0	0%	0	0%	9%	4%
Self-motivation & handling of responsibilities	9	4.6	0	0%	0	0%	0	0%	2	1%	6	3%
Open to new ideas	9	4.6	0	0%	0	0%	1	0%	2	1%	6	3%

FEEDBACK	No of Respondents	Overall Rating	Rating 1		Rating 2		Rating 3		Rating 4		Rating 5	
			Count	%	Count	%	Count	%	Count	%	Count	%
Using technology & workplace environment	9	4.8	0	0%	0	0%	1	0%	2	1%	6	3%
Ability to contribute to the goal of the organization	9	4.0	0	0%	0	0%	1	0%	0	0%	8	4%
Technical knowledge skills	9	4.9	0	0%	0	0%	0	0%	9	4%	0	01%
Innovativeness	9	4.9	0	0%	0	0%	0	0%	1	0%	8	4%
Relationship with seniors/peers/subordinates	9	4.8	0	0%	0	0%	0	0%	1	0%	8	4%
Involvement in social activities	9	4.8	0	0%	0	0%	0	0%	2	1%	7	3%
Ability to take-up extra responsibility	9	4.0	0	0%	0	0%	1	0%	0	0%	8	4%
Obligation to work beyond schedule	9	4.0	0	0%	0	0%	0	0%	9	4%	0	0%

Employer's Feedback

