



THE MOGAVEERA VYAVASTHAPAKA MANDALI
MVM Educational Campus
"Creating Quality...Delivering Excellence"
M V Mandali's Colleges of Commerce & Science
NAAC ACCREDITED
 (Affiliated to University of Mumbai)
 (Permanently Unaided Linguistic Minority Institution)
 MVM Educational Campus Road, Off Veera Desai Road, Andheri (West), Mumbai - 400 058
 ☎: 2676 2446 / 5387 | ✉: degree@mvmeducation.com | www.mvmeducation.com

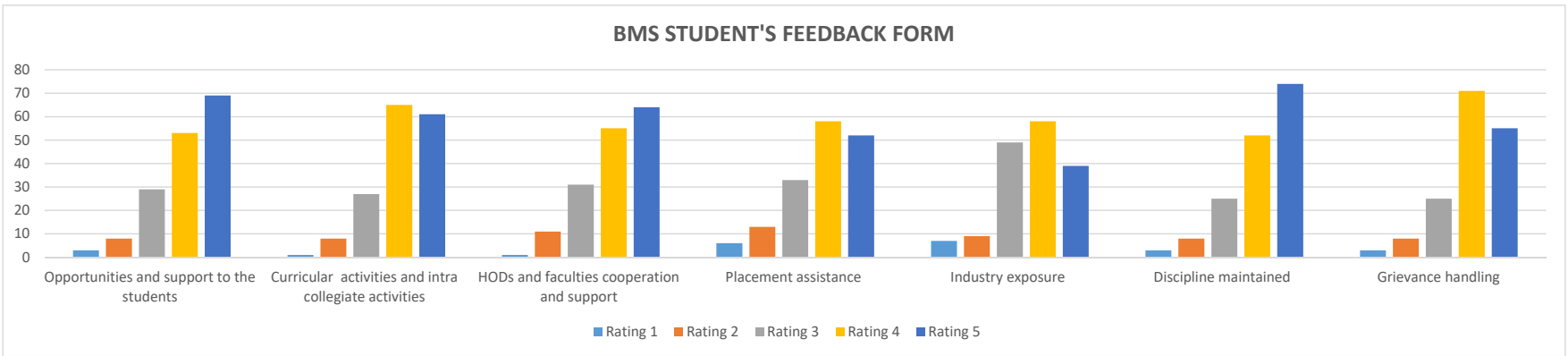
DEPARTMENT OF BACHELOR OF MANAGEMENT STUDIES [B.M.S.]
ACADEMIC YEAR 2020-21

STUDENT'S FEEDBACK ON COLLEGE

Rating on 1 to 5 scale. 1- Poor, 2- Satisfactory, 3-Good, 4-Very Good, 5- Excellent

FEEDBACK ON COLLEGE	No. of Students Responded	Overall Rating	Rating 1		Rating 2		Rating 3		Rating 4		Rating 5	
			Count	%	Count	%	Count	%	Count	%	Count	%
Opportunities and support to the students	162	4.09	3	2%	8	5%	29	18%	53	33%	69	43%
Curricular activities and intra collegiate activities	162	4.09	1	1%	8	5%	27	17%	65	40%	61	38%
HODs and faculties cooperation and support	162	4.05	1	1%	11	7%	31	19%	55	34%	64	40%
Placement assistance	162	3.85	6	4%	13	8%	33	20%	58	36%	52	32%
Industry exposure	162	3.70	7	4%	9	6%	49	30%	58	36%	39	24%
Discipline maintained	162	4.15	3	2%	8	5%	25	15%	52	32%	74	46%
Grievance handling	162	4.03	3	2%	8	5%	25	15%	71	44%	55	34%

OVERALL RATING - 3.99

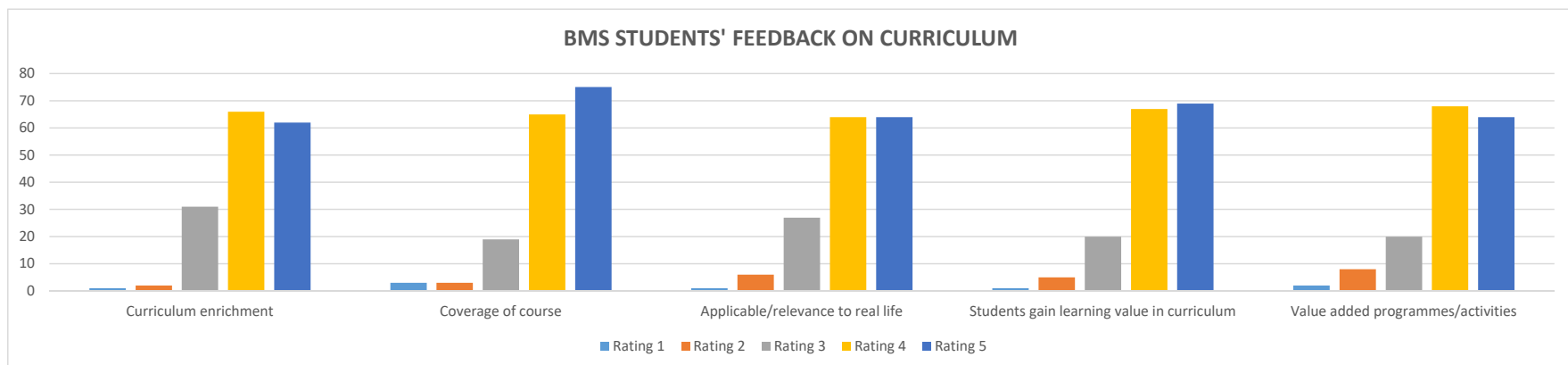


STUDENT'S FEEDBACK ON CURRICULUM

Rating on 1 to 5 scale. 1- Poor, 2- Satisfactory, 3-Good, 4-Very Good, 5- Excellent

FEEDBACK ON CURRICULUM	No. of Students Responded	Overall Rating	Rating 1		Rating 2		Rating 3		Rating 4		Rating 5	
			Count	%	Count	%	Count	%	Count	%	Count	%
Curriculum enrichment	162	4.16	1	1%	2	1%	31	19%	66	41%	62	38%
Coverage of course	162	4.32	3	2%	3	2%	19	12%	65	40%	75	46%
Applicable/relevance to real life	162	4.14	1	1%	6	4%	27	17%	64	40%	64	40%
Students gain learning value in curriculum	162	4.23	1	1%	5	3%	20	12%	67	41%	69	43%
Value added programmes/activities	162	4.14	2	1%	8	5%	20	12%	68	42%	64	40%

OVERALL RATING - 4.20



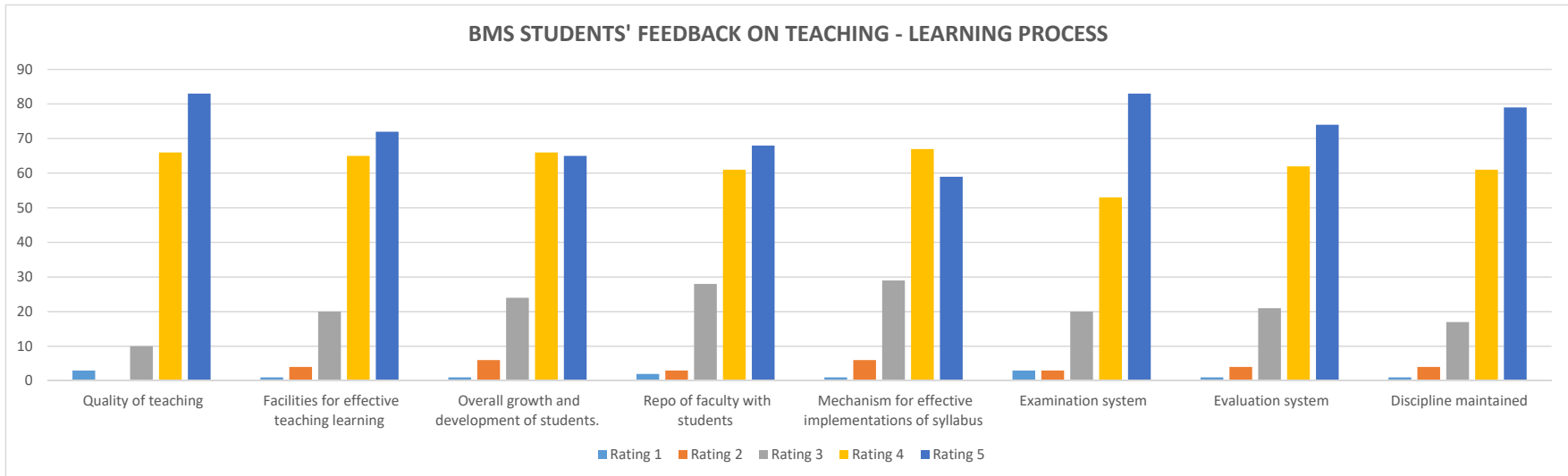
STUDENT'S FEEDBACK ON TEACHING - LEARNING PROCESS

Rating on 1 to 5 scale. 1- Poor, 2- Satisfactory, 3-Good, 4-Very Good, 5- Excellent

FEEDBACK ON TEACHING - LEARNING PROCESS	No. of Students Responded	Overall Rating	Rating 1		Rating 2		Rating 3		Rating 4		Rating 5	
			Count	%	Count	%	Count	%	Count	%	Count	%
Quality of teaching	162	4.40	3	2%	0	0%	10	6%	66	41%	83	51%
Facilities for effective teaching learning	162	4.25	1	1%	4	2%	20	12%	65	40%	72	44%
Overall growth and development of students.	162	4.16	1	1%	6	4%	24	15%	66	41%	65	40%
Repo of faculty with students	162	4.17	2	1%	3	2%	28	17%	61	38%	68	42%
Mechanism for effective implementations of syllabus	162	4.09	1	1%	6	4%	29	18%	67	41%	59	36%
Examination system	162	4.30	3	2%	3	2%	20	12%	53	33%	83	51%
Evaluation system	162	4.26	1	1%	4	2%	21	13%	62	38%	74	46%
Discipline maintained	162	4.31	1	1%	4	2%	17	10%	61	38%	79	49%

OVERALL RATING - 4.24

BMS STUDENTS' FEEDBACK ON TEACHING - LEARNING PROCESS

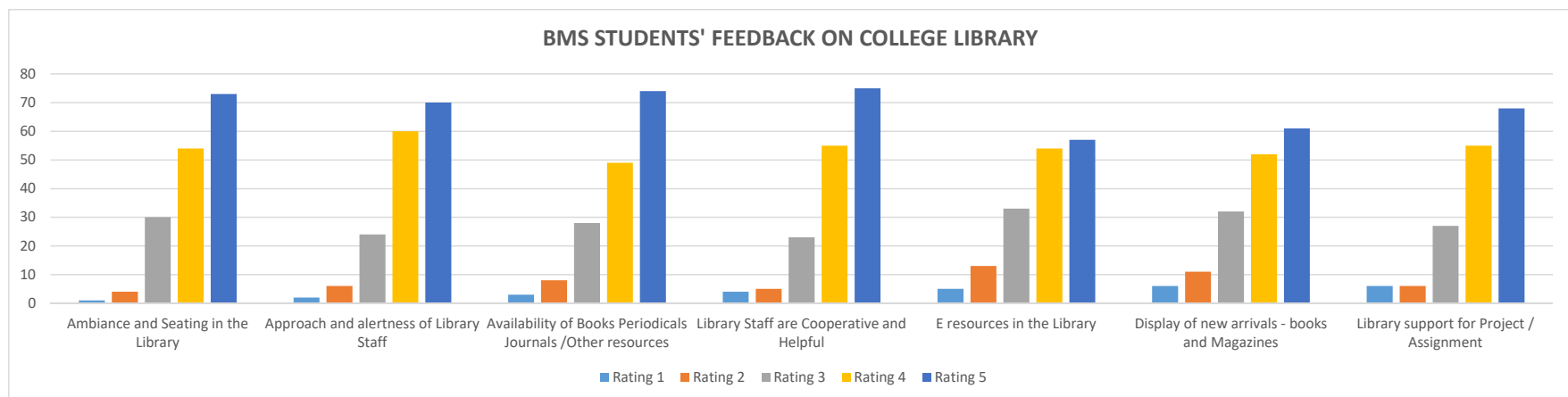


STUDENT'S FEEDBACK ON COLLEGE LIBRARY

Rating on 1 to 5 scale. 1- Poor, 2- Satisfactory, 3-Good, 4-Very Good, 5- Excellent

FEEDBACK ABOUT COLLEGE LIBRARY	No. of Students Responded	Overall Rating	Rating 1		Rating 2		Rating 3		Rating 4		Rating 5	
			Count	%	Count	%	Count	%	Count	%	Count	%
Ambiance and Seating in the Library	162	4.20	1	1%	4	2%	30	19%	54	33%	73	45%
Approach and alertness of Library Staff	162	4.17	2	1%	6	4%	24	15%	60	37%	70	43%
Availability of Books Periodicals Journals /Other resources	162	4.13	3	2%	8	5%	28	17%	49	30%	74	46%
Library Staff are Cooperative and Helpful	162	4.19	4	2%	5	3%	23	14%	55	34%	75	46%
E resources in the Library	162	3.90	5	3%	13	8%	33	20%	54	33%	57	35%
Display of new arrivals - books and Magazines	162	3.93	6	4%	11	7%	32	20%	52	32%	61	38%
Library support for Project / Assignment	162	4.07	6	4%	6	4%	27	17%	55	34%	68	42%

OVERALL RATING - 4.08



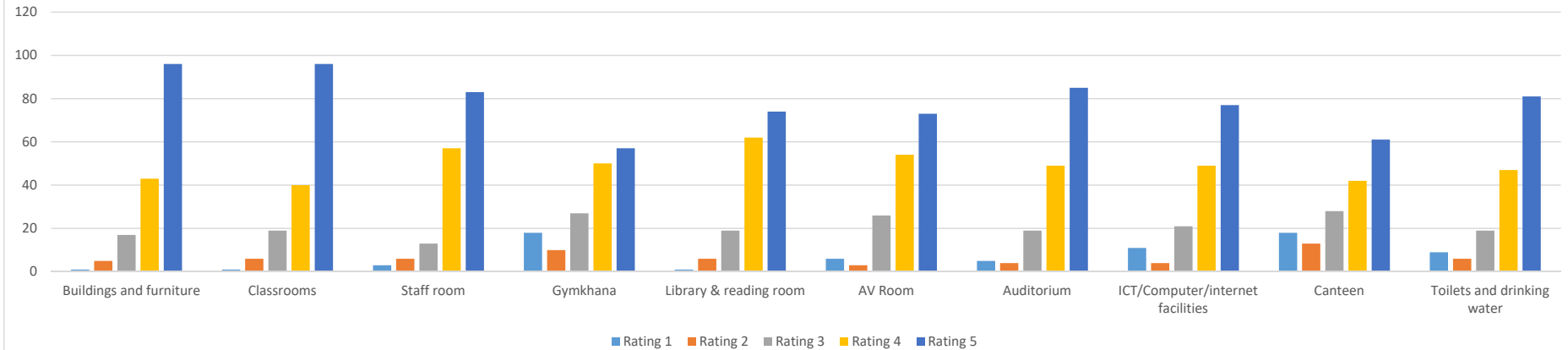
STUDENT'S FEEDBACK ON COLLEGE INFRASTRUCTURE

Rating on 1 to 5 scale. 1- Poor, 2- Satisfactory, 3-Good, 4-Very Good, 5- Excellent

FEEDBACK ON COLLEGE INFRASTRUCTURE	No. of Students Responded	Overall Rating	Rating 1		Rating 2		Rating 3		Rating 4		Rating 5	
			Count	%	Count	%	Count	%	Count	%	Count	%
Buildings and furniture	162	4.41	1	1%	5	3%	17	10%	43	27%	96	59%
Classrooms	162	4.38	1	1%	6	4%	19	12%	40	25%	96	59%
Staff room	162	4.3	3	2%	6	4%	13	8%	57	35%	83	51%
Gymkhana	162	3.73	18	11%	10	6%	27	17%	50	31%	57	35%
Library & reading room	162	4.25	1	1%	6	4%	19	12%	62	38%	74	46%
AV Room	162	4.14	6	4%	3	2%	26	16%	54	33%	73	45%
Auditorium	162	4.27	5	3%	4	2%	19	12%	49	30%	85	52%
ICT/Computer/internet facilities	162	4.09	11	7%	4	2%	21	13%	49	30%	77	48%
Canteen	162	3.71	18	11%	13	8%	28	17%	42	26%	61	38%
Toilets and drinking water	162	4.14	9	6%	6	4%	19	12%	47	29%	81	50%

OVERALL RATING - 4.14

BMS STUDENTS' FEEDBACK ON COLLEGE INFRASTRUCTURE





THE MOGAVEERA VYAVASTHAPAKA MANDALI
MVM Educational Campus
"Creating Quality...Delivering Excellence"
M V Mandali's Colleges of Commerce & Science
NAAC ACCREDITED
 (Affiliated to University of Mumbai)
 (Permanently Unaided Linguistic Minority Institution)
 MVM Educational Campus Road, Off Veera Desai Road, Andheri (West), Mumbai - 400 058
 ☎: 2676 2446 / 5387 | ✉: degree@mvmeducation.com | www.mvmeducation.com

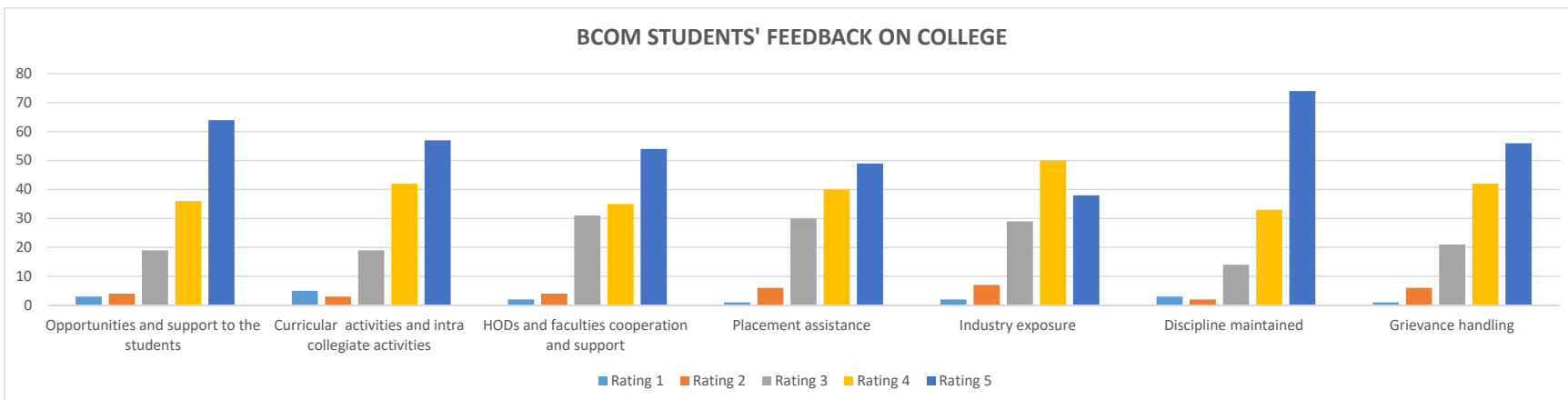
DEPARTMENT OF BACHELOR OF COMMERCE [B.COM.] ACADEMIC YEAR 2020-21

STUDENTS' FEEDBACK ON COLLEGE

Rating on 1 to 5 scale. 1- Poor, 2- Satisfactory, 3-Good, 4-Very Good, 5- Excellent

STUDENTS' FEEDBACK ON COLLEGE	No. of Students Responded	Overall Rating	Rating 1		Rating 2		Rating 3		Rating 4		Rating 5	
			Count	%	Count	%	Count	%	Count	%	Count	%
Opportunities and support to the students	126	4.22	3	2%	4	3%	19	15%	36	29%	64	51%
Curricular activities and intra collegiate activities	126	4.13	5	4%	3	2%	19	15%	42	33%	57	45%
HODs and faculties cooperation and support	126	4.07	2	2%	4	3%	31	25%	35	28%	54	43%
Placement assistance	126	4.03	1	1%	6	5%	30	24%	40	32%	49	39%
Industry exposure	126	3.91	2	2%	7	6%	29	23%	50	40%	38	30%
Discipline maintained	126	4.37	3	2%	2	2%	14	11%	33	26%	74	59%
Grievance handling	126	4.16	1	1%	6	5%	21	17%	42	33%	56	44%

OVERALL RATING - 4.13

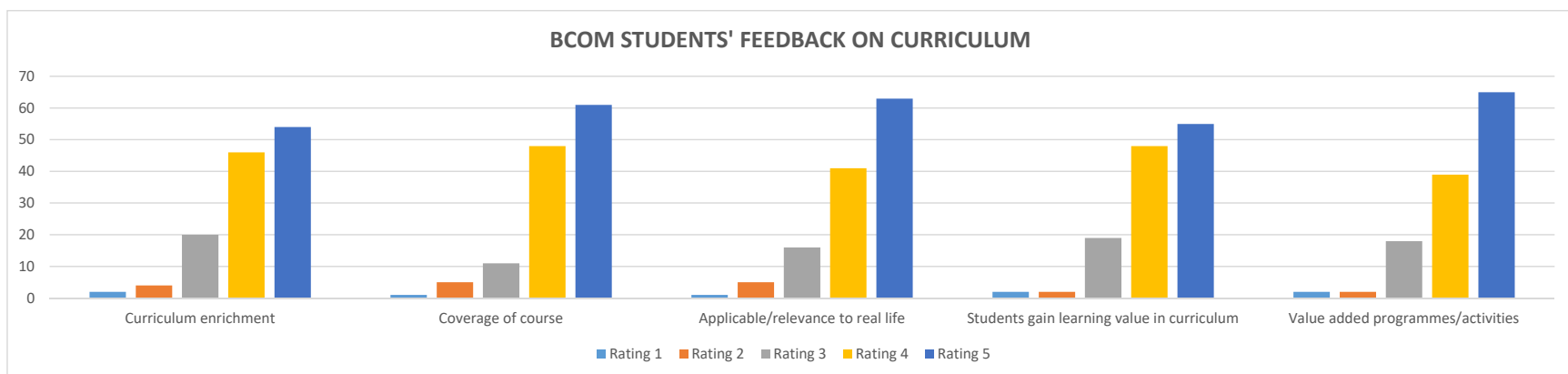


STUDENTS' FEEDBACK ON CURRICULUM

Rating on 1 to 5 scale. 1- Poor, 2- Satisfactory, 3-Good, 4-Very Good, 5- Excellent

FEEDBACK ON COLLEGE	No. of Students Responded	Overall Rating	Rating 1		Rating 2		Rating 3		Rating 4		Rating 5	
			Count	%	Count	%	Count	%	Count	%	Count	%
Curriculum enrichment	126	4.16	2	2%	4	3%	20	16%	46	37%	54	43%
Coverage of course	126	4.29	1	1%	5	4%	11	9%	48	38%	61	48%
Applicable/relevance to real life	126	4.27	1	1%	5	4%	16	13%	41	33%	63	50%
Students gain learning value in curriculum	126	4.21	2	2%	2	2%	19	15%	48	38%	55	44%
Value added programmes/activities	126	4.29	2	2%	2	2%	18	14%	39	31%	65	52%

OVERALL RATING - 4.24

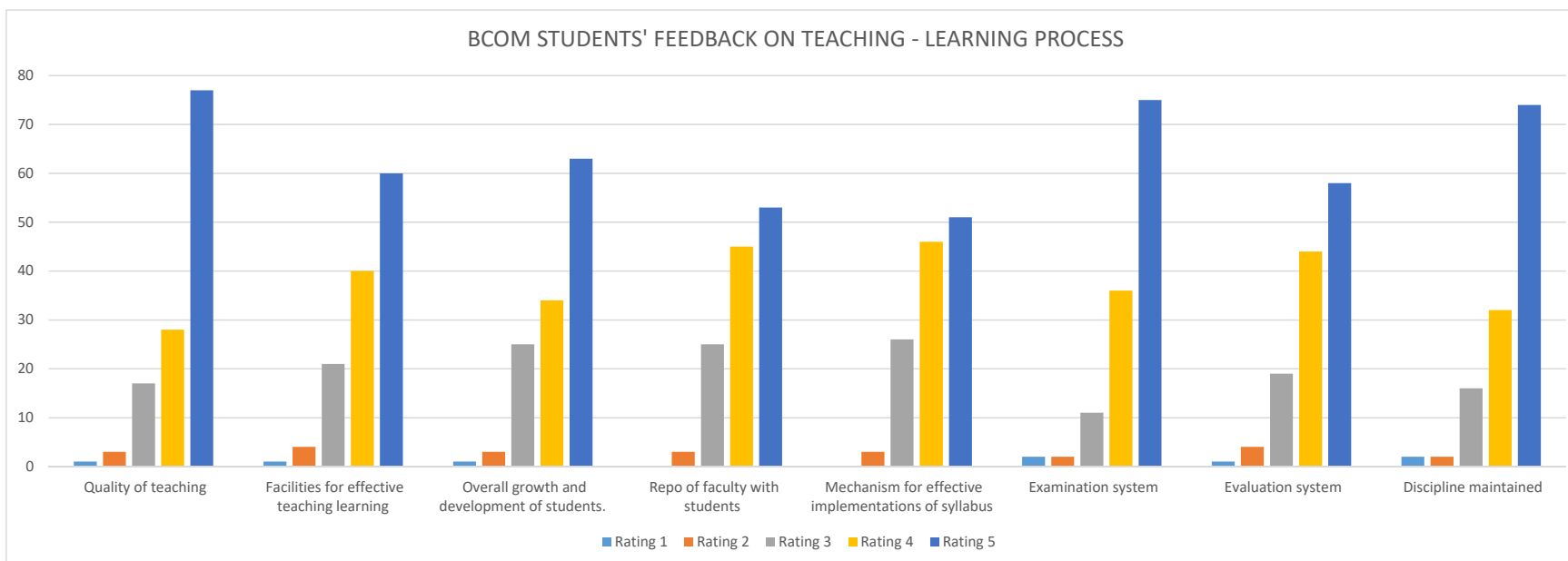


STUDENTS' FEEDBACK ON TEACHING - LEARNING PROCESS

Rating on 1 to 5 scale. 1- Poor, 2- Satisfactory, 3-Good, 4-Very Good, 5- Excellent

FEEDBACK ON TEACHING - LEARNING PROCESS	No. of Students Responded	Overall Rating	Rating 1		Rating 2		Rating 3		Rating 4		Rating 5	
			Count	%	Count	%	Count	%	Count	%	Count	%
Quality of teaching	126	4.40	1	1%	3	2%	17	13%	28	22%	77	61%
Facilities for effective teaching learning	126	4.22	1	1%	4	3%	21	17%	40	32%	60	48%
Overall growth and development of students.	126	4.23	1	1%	3	2%	25	20%	34	27%	63	50%
Repo of faculty with students	126	4.17	0	0%	3	2%	25	20%	45	36%	53	42%
Mechanism for effective implementations of syllabus	126	4.15	0	0%	3	2%	26	21%	46	37%	51	40%
Examination system	126	4.43	2	2%	2	2%	11	9%	36	29%	75	60%
Evaluation system	126	4.22	1	1%	4	3%	19	15%	44	35%	58	46%
Discipline maintained	126	4.38	2	2%	2	2%	16	13%	32	25%	74	59%

OVERALL RATING - 4.28

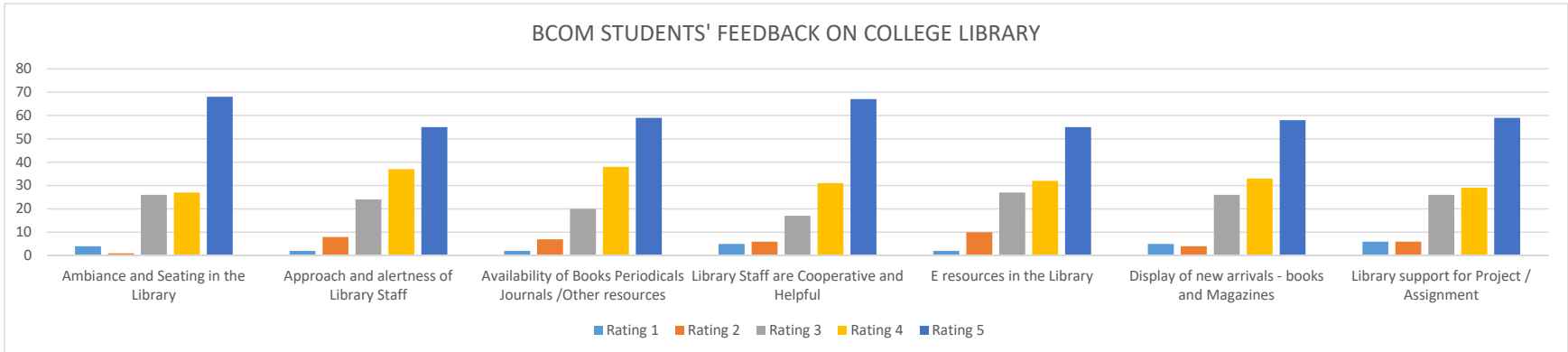


STUDENTS' FEEDBACK ON COLLEGE LIBRARY

Rating on 1 to 5 scale. 1- Poor, 2- Satisfactory, 3-Good, 4-Very Good, 5- Excellent

FEEDBACK ABOUT COLLEGE LIBRARY	No. of Students Responded	Overall Rating	Rating 1		Rating 2		Rating 3		Rating 4		Rating 5	
			Count	%	Count	%	Count	%	Count	%	Count	%
Ambiance and Seating in the Library	126	4.22	4	3%	1	1%	26	21%	27	21%	68	54%
Approach and alertness of Library Staff	126	4.07	2	2%	8	6%	24	19%	37	29%	55	44%
Availability of Books Periodicals Journals /Other resources	126	4.15	2	2%	7	6%	20	16%	38	30%	59	47%
Library Staff are Cooperative and Helpful	126	4.18	5	4%	6	5%	17	13%	31	25%	67	53%
E resources in the Library	126	4.02	2	2%	10	8%	27	21%	32	25%	55	44%
Display of new arrivals - books and Magazines	126	4.07	5	4%	4	3%	26	21%	33	26%	58	46%
Library support for Project / Assignment	126	4.02	6	5%	6	5%	26	21%	29	23%	59	47%

OVERALL RATING - 4.10



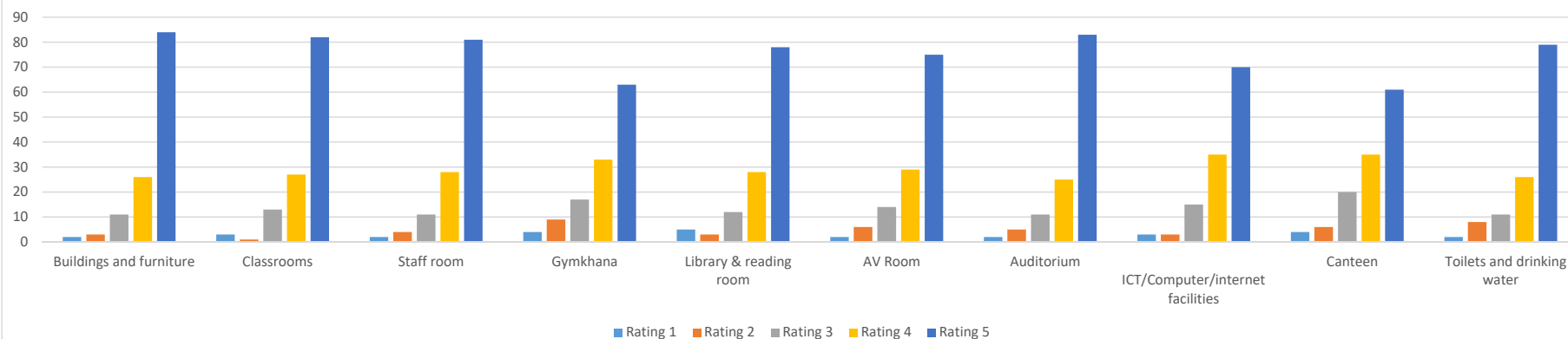
STUDENTS' FEEDBACK ON COLLEGE INFRASTRUCTURE

Rating on 1 to 5 scale. 1- Poor, 2- Satisfactory, 3-Good, 4-Very Good, 5- Excellent

FEEDBACK ON COLLEGE INFRASTRUCTURE	No. of Students Responded	Overall Rating	Rating 1		Rating 2		Rating 3		Rating 4		Rating 5	
			Count	%	Count	%	Count	%	Count	%	Count	%
Buildings and furniture	126	4.48	2	2%	3	2%	11	9%	26	21%	84	67%
Classrooms	126	4.46	3	2%	1	1%	13	10%	27	21%	82	65%
Staff room	126	4.44	2	2%	4	3%	11	9%	28	22%	81	64%
Gymkhana	126	4.13	4	3%	9	7%	17	13%	33	26%	63	50%
Library & reading room	126	4.36	5	4%	3	2%	12	10%	28	22%	78	62%
AV Room	126	4.34	2	2%	6	5%	14	11%	29	23%	75	60%
Auditorium	126	4.44	2	2%	5	4%	11	9%	25	20%	83	66%
ICT/Computer/internet facilities	126	4.32	3	2%	3	2%	15	12%	35	28%	70	56%
Canteen	126	4.13	4	3%	6	5%	20	16%	35	28%	61	48%
Toilets and drinking water	126	4.37	2	2%	8	6%	11	9%	26	21%	79	63%

OVERALL RATING - 4.35

BCOM STUDENTS' FEEDBACK ON COLLEGE INFRASTRUCTURE





THE MOGAVEERA VYAVASTHAPAKA MANDALI
MVM Educational Campus
"Creating Quality...Delivering Excellence"
M V Mandali's Colleges of Commerce & Science
NAAC ACCREDITED

(Affiliated to University of Mumbai)
 (Permanently Unaided Linguistic Minority Institution)
 MVM Educational Campus Road, Off Veera Desai Road, Andheri (West), Mumbai - 400 058
 ☎: 2676 2446 / 5387 | ✉: degree@mvmeducation.com | www.mvmeducation.com

DEPARTMENT OF BACHELOR OF COMMERCE (ACCOUNTING AND FINANCE) [B.A.F.]
ACADEMIC YEAR 20-21

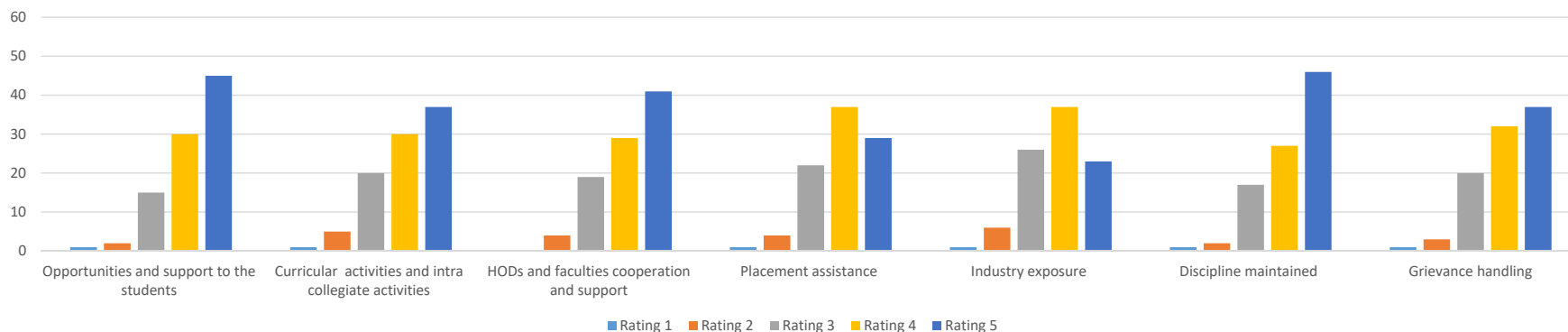
STUDENTS' FEEDBACK ON COLLEGE

Rating on 1 to 5 scale. 1- Poor, 2- Satisfactory, 3-Good, 4-Very Good, 5- Excellent

FEEDBACK ON COLLEGE	No. of Students Responded	Overall Rating	Rating 1		Rating 2		Rating 3		Rating 4		Rating 5	
			Count	%	Count	%	Count	%	Count	%	Count	%
Opportunities and support to the students	93	4.25	1	1%	2	2%	15	16%	30	32%	45	48%
Curricular activities and intra collegiate activities	93	4.04	1	1%	5	5%	20	22%	30	32%	37	40%
HODs and faculties cooperation and support	93	4.15	0	0%	4	4%	19	20%	29	31%	41	44%
Placement assistance	93	3.96	1	1%	4	4%	22	24%	37	40%	29	31%
Industry exposure	93	3.81	1	1%	6	6%	26	28%	37	40%	23	25%
Discipline maintained	93	4.24	1	1%	2	2%	17	18%	27	29%	46	49%
Grievance handling	93	4.09	1	1%	3	3%	20	22%	32	34%	37	40%

OVERALL RATING - 4.08

BAF STUDENTS FEEDBACK ABOUT COLLEGE

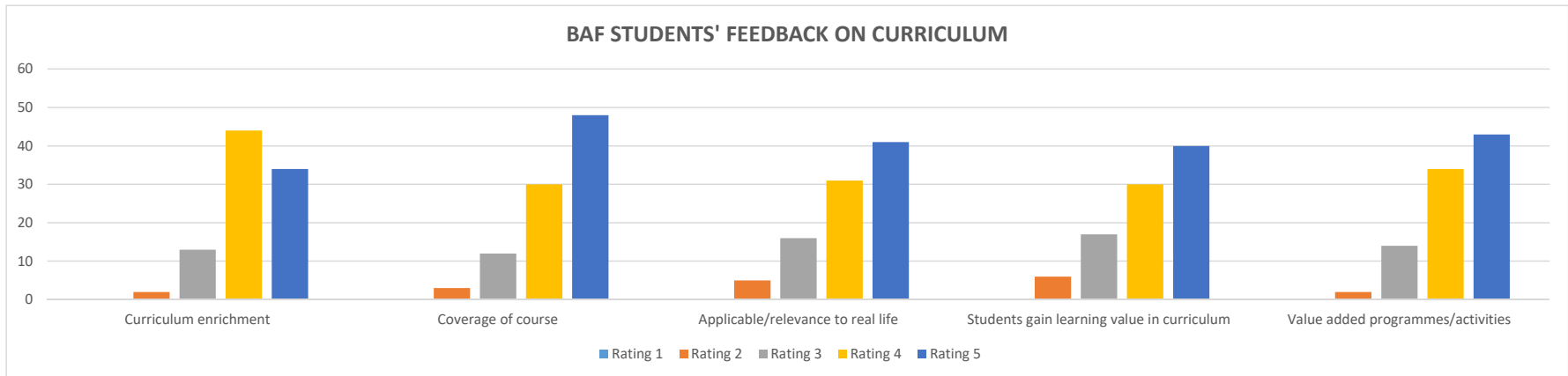


STUDENTS' FEEDBACK ON CURRICULUM

Rating on 1 to 5 scale. 1- Poor, 2- Satisfactory, 3-Good, 4-Very Good, 5- Excellent

FEEDBACK ON COLLEGE	No. of Students Responded	Overall Rating	Rating 1		Rating 2		Rating 3		Rating 4		Rating 5	
			Count	%	Count	%	Count	%	Count	%	Count	%
Curriculum enrichment	93	4.18	0	0%	2	2%	13	14%	44	47%	34	37%
Coverage of course	93	4.32	0	0%	3	3%	12	13%	30	32%	48	52%
Applicable/relevance to real life	93	4.16	0	0%	5	5%	16	17%	31	33%	41	44%
Students gain learning value in curriculum	93	4.12	0	0%	6	6%	17	18%	30	32%	40	43%
Value added programmes/activities	93	4.27	0	0%	2	2%	14	15%	34	37%	43	46%

OVERALL RATING - 4.21

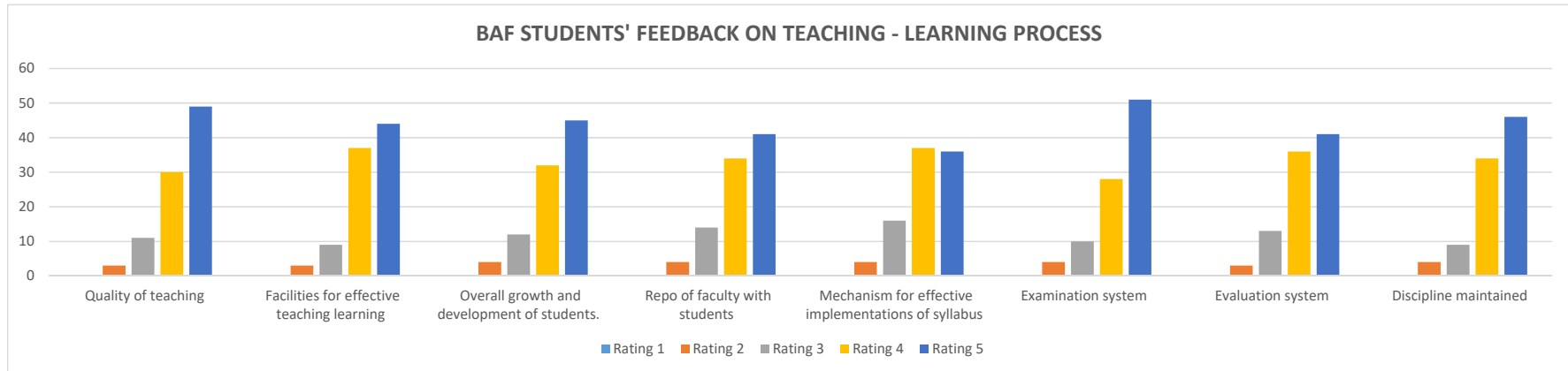


STUDENTS' FEEDBACK ON TEACHING - LEARNING PROCESS

Rating on 1 to 5 scale. 1- Poor, 2- Satisfactory, 3-Good, 4-Very Good, 5- Excellent

FEEDBACK ON COLLEGE	No. of Students Responded	Overall Rating	Rating 1		Rating 2		Rating 3		Rating 4		Rating 5	
			Count	%	Count	%	Count	%	Count	%	Count	%
Quality of teaching	93	4.34	0	0	3	3%	11	12%	30	32%	49	53%
Facilities for effective teaching learning	93	4.31	0	0	3	3%	9	10%	37	40%	44	47%
Overall growth and development of students.	93	4.27	0	0	4	4%	12	13%	32	34%	45	48%
Repo of faculty with students	93	4.20	0	0	4	4%	14	15%	34	37%	41	44%
Mechanism for effective implementations of syllabus	93	4.13	0	0	4	4%	16	17%	37	40%	36	39%
Examination system	93	4.35	0	0	4	4%	10	11%	28	30%	51	55%
Evaluation system	93	4.24	0	0	3	3%	13	14%	36	39%	41	44%
Discipline maintained	93	4.31	0	0	4	4%	9	10%	34	37%	46	49%

OVERALL RATING - 4.27

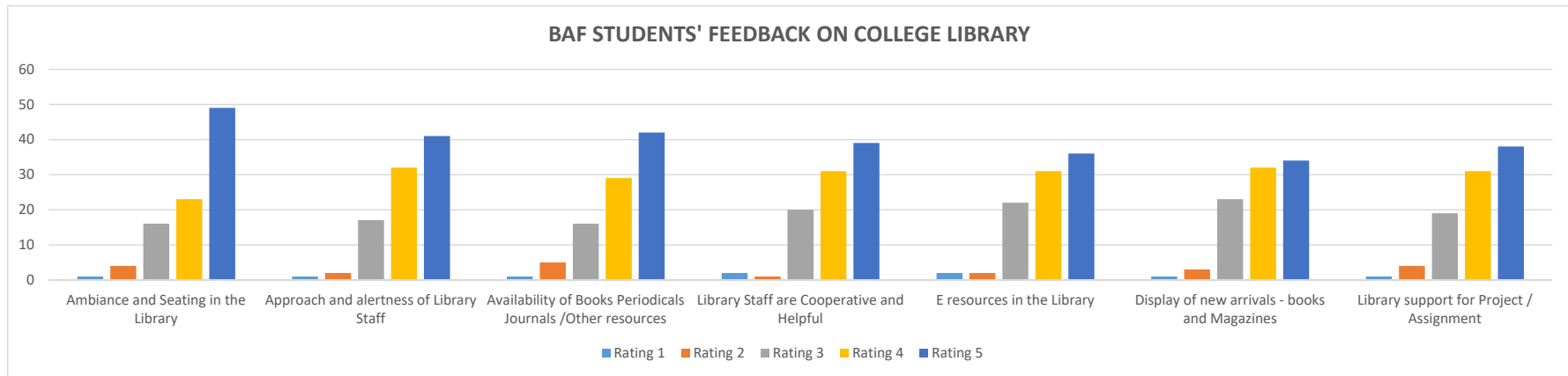


STUDENTS' FEEDBACK ON COLLEGE LIBRARY

Rating on 1 to 5 scale. 1- Poor, 2- Satisfactory, 3-Good, 4-Very Good, 5- Excellent

FEEDBACK ABOUT COLLEGE LIBRARY	No. of Students Responded	Overall Rating	Rating 1		Rating 2		Rating 3		Rating 4		Rating 5	
			Count	%	Count	%	Count	%	Count	%	Count	%
Ambiance and Seating in the Library	93	4.24	1	1%	4	4%	16	17%	23	25%	49	53%
Approach and alertness of Library Staff	93	4.18	1	1%	2	2%	17	18%	32	34%	41	44%
Availability of Books Periodicals Journals /Other resources	93	4.14	1	1%	5	5%	16	17%	29	31%	42	45%
Library Staff are Cooperative and Helpful	93	4.12	2	2%	1	1%	20	22%	31	33%	39	42%
E resources in the Library	93	4.04	2	2%	2	2%	22	24%	31	33%	36	39%
Display of new arrivals - books and Magazines	93	4.02	1	1%	3	3%	23	25%	32	34%	34	37%
Library support for Project / Assignment	93	4.09	1	1%	4	4%	19	20%	31	33%	38	41%

OVERALL RATING - 4.12

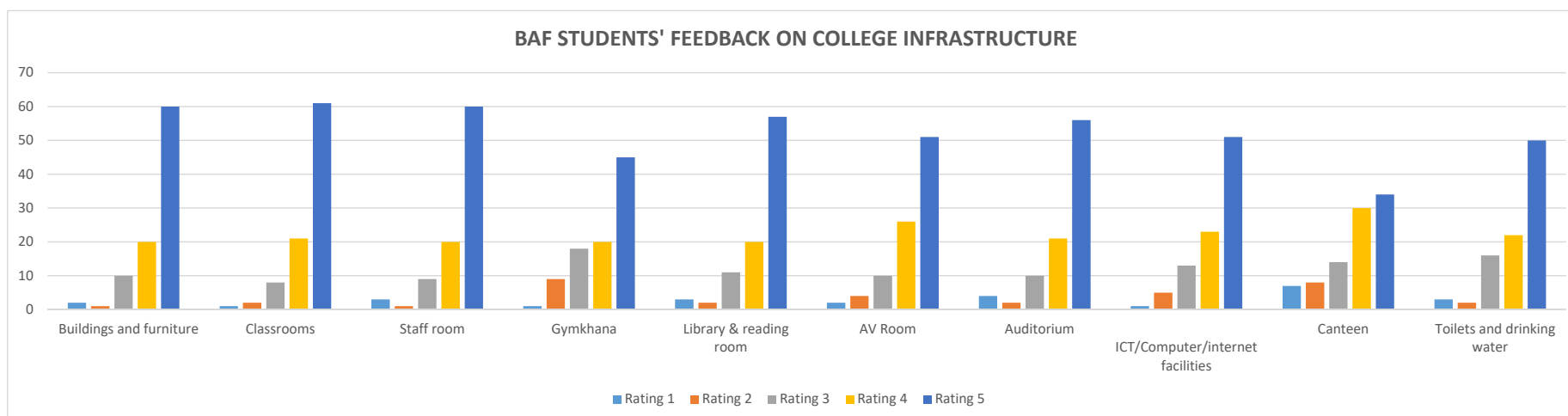


STUDENTS' FEEDBACK ON COLLEGE INFRASTRUCTURE

Rating on 1 to 5 scale. 1- Poor, 2- Satisfactory, 3-Good, 4-Very Good, 5- Excellent

FEEDBACK about infrastructure	No. of Students Responded	Overall Rating	Rating 1		Rating 2		Rating 3		Rating 4		Rating 5	
			Count	%	Count	%	Count	%	Count	%	Count	%
Buildings and furniture	93	4.45	2	2%	1	1%	10	11%	20	22%	60	65%
Classrooms	93	4.49	1	1%	2	2%	8	9%	21	23%	61	66%
Staff room	93	4.43	3	3%	1	1%	9	10%	20	22%	60	65%
Gymkhana	93	4.06	1	1%	9	10%	18	19%	20	22%	45	48%
Library & reading room	93	4.35	3	3%	2	2%	11	12%	20	22%	57	61%
AV Room	93	4.29	2	2%	4	4%	10	11%	26	28%	51	55%
Auditorium	93	4.32	4	4%	2	2%	10	11%	21	23%	56	60%
ICT/Computer/internet facilities	93	4.27	1	1%	5	5%	13	14%	23	25%	51	55%
Canteen	93	3.82	7	8%	8	9%	14	15%	30	32%	34	37%
Toilets and drinking water	93	4.23	3	3%	2	2%	16	17%	22	24%	50	54%

OVERALL RATING - 4.27





THE MOGAVEERA VYAVASTHAPAKA MANDALI
MVM Educational Campus
"Creating Quality...Delivering Excellence"
M V Mandali's Colleges of Commerce & Science
NAAC ACCREDITED

(Affiliated to University of Mumbai)
 (Permanently Unaided Linguistic Minority Institution)

MVM Educational Campus Road, Off Veera Desai Road, Andheri (West), Mumbai - 400 058

☎: 2676 2446 / 5387 | ✉: degree@mvmeducation.com | www.mvmeducation.com

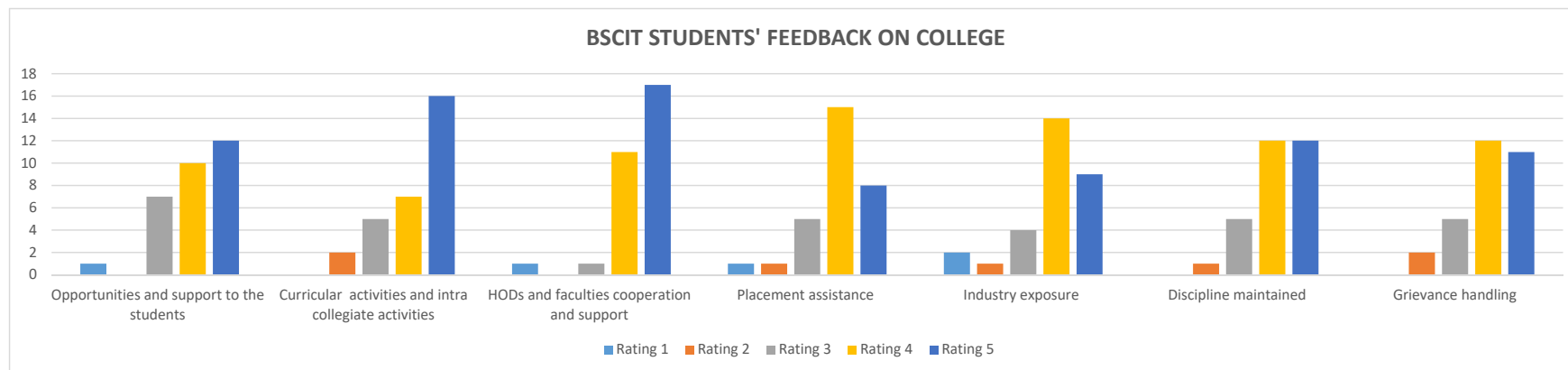
DEPARTMENT OF BACHELOR OF SCIENCE (INFORMATION AND TECHNOLOGY)[B.Sc.IT.]
ACADEMIC YEAR 2020-21

STUDENTS' FEEDBACK ON COLLEGE

Rating on 1 to 5 scale. 1- Poor, 2- Satisfactory, 3-Good, 4-Very Good, 5- Excellent

FEEDBACK ON COLLEGE	No. of Students Responded	Overall Rating	Rating 1		Rating 2		Rating 3		Rating 4		Rating 5	
			Count	%	Count	%	Count	%	Count	%	Count	%
Opportunities and support to the students	30	4.07	1	3%	0	0%	7	23%	10	33%	12	40%
Curricular activities and intra collegiate activities	30	4.23	0	0%	2	7%	5	17%	7	23%	16	53%
HODs and faculties cooperation and support	30	4.43	1	3%	0	0%	1	3%	11	37%	17	57%
Placement assistance	30	3.93	1	3%	1	3%	5	17%	15	50%	8	27%
Industry exposure	30	3.90	2	7%	1	3%	4	13%	14	47%	9	30%
Discipline maintained	30	4.17	0	0%	1	3%	5	17%	12	40%	12	40%
Grievance handling	30	4.07	0	0%	2	7%	5	17%	12	40%	11	37%

OVERALL RATING - 4.11

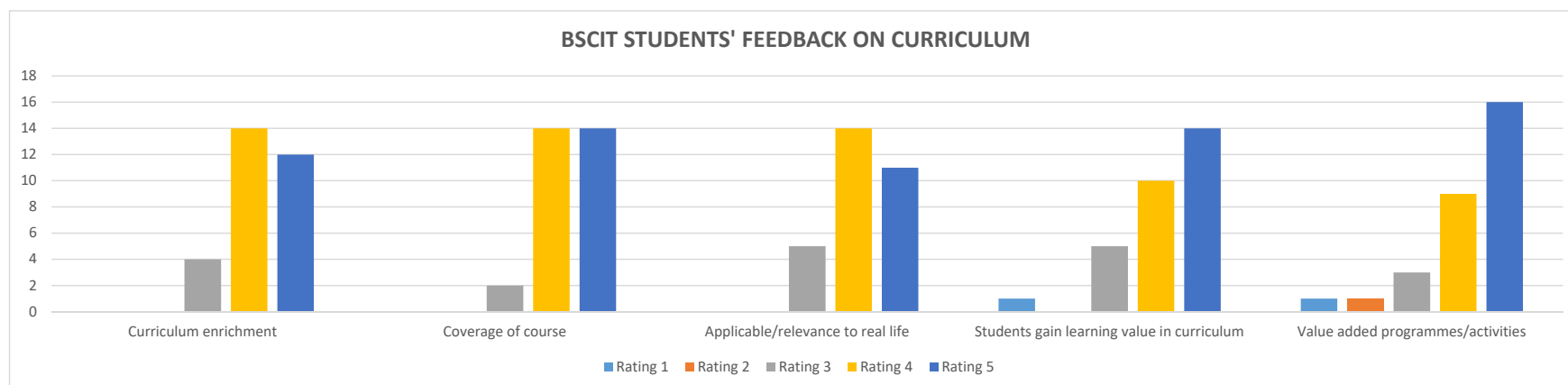


STUDENT'S FEEDBACK ON CURRICULUM

Rating on 1 to 5 scale. 1- Poor, 2- Satisfactory, 3-Good, 4-Very Good, 5- Excellent

FEEDBACK ON CURRICULUM	No. of Students Responded	Overall Rating	Rating 1		Rating 2		Rating 3		Rating 4		Rating 5	
			Count	%	Count	%	Count	%	Count	%	Count	%
Curriculum enrichment	30	4.27	0	0%	0	0%	4	13%	14	47%	12	40%
Coverage of course	30	4.40	0	0%	0	0%	2	7%	14	47%	14	47%
Applicable/relevance to real life	30	4.20	0	0%	0	0%	5	17%	14	47%	11	37%
Students gain learning value in curriculum	30	4.20	1	3%	0	0%	5	17%	10	33%	14	47%
Value added programmes/activities	30	4.27	1	3%	1	3%	3	10%	9	30%	16	53%

OVERALL RATING - 4.27

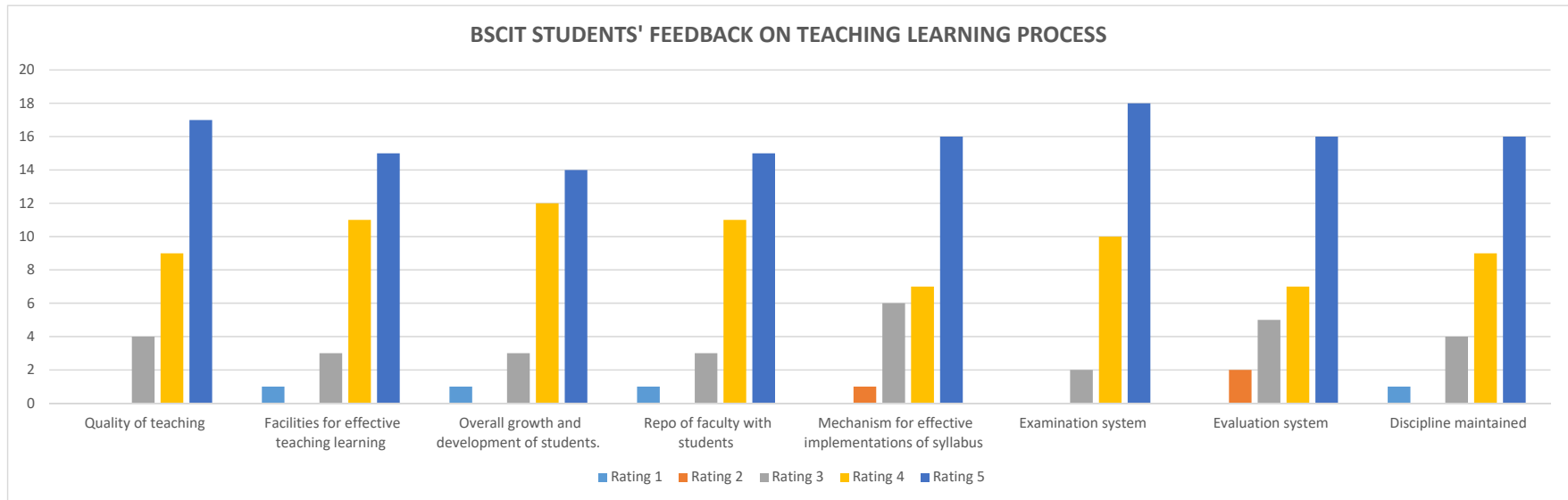


STUDENT'S FEEDBACK ON TEACHING LEARNING PROCESS

Rating on 1 to 5 scale. 1- Poor, 2- Satisfactory, 3-Good, 4-Very Good, 5- Excellent

FEEDBACK ON TEACHING - LEARNING PROCESS	No. of Students Responded	Overall Rating	Rating 1		Rating 2		Rating 3		Rating 4		Rating 5	
			Count	%	Count	%	Count	%	Count	%	Count	%
Quality of teaching	30	4.43	0	0%	0	0%	4	13%	9	30%	17	57%
Facilities for effective teaching learning	30	4.30	1	3%	0	0%	3	10%	11	37%	15	50%
Overall growth and development of students.	30	4.27	1	3%	0	0%	3	10%	12	40%	14	47%
Repo of faculty with students	30	4.30	1	3%	0	0%	3	10%	11	37%	15	50%
Mechanism for effective implementations of syllabus	30	4.27	0	0%	1	3%	6	20%	7	23%	16	53%
Examination system	30	4.53	0	0%	0	0%	2	7%	10	33%	18	60%
Evaluation system	30	4.23	0	0%	2	7%	5	17%	7	23%	16	53%
Discipline maintained	30	4.3	1	3%	0	0%	4	13%	9	30%	16	53%

OVERALL RATING - 4.33

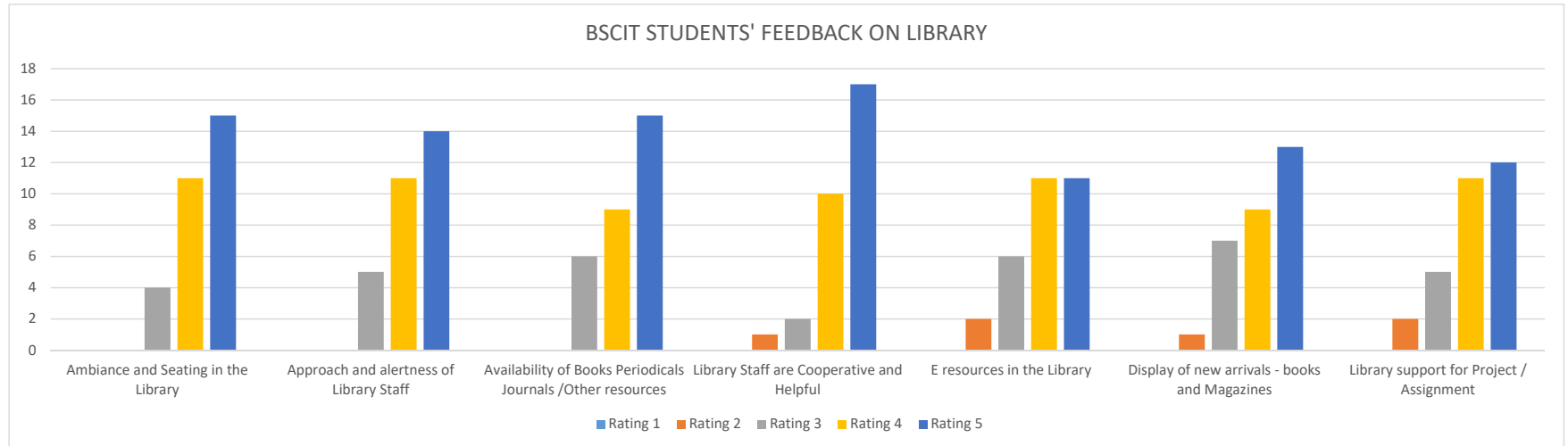


STUDENT'S FEEDBACK ON COLLEGE LIBRARY

Rating on 1 to 5 scale. 1- Poor, 2- Satisfactory, 3-Good, 4-Very Good, 5- Excellent

FEEDBACK ABOUT COLLEGE LIBRARY	No. of Students Responded	Overall Rating	Rating 1		Rating 2		Rating 3		Rating 4		Rating 5	
			Count	%	Count	%	Count	%	Count	%	Count	%
Ambiance and Seating in the Library	30	4.37	0	0%	0	0%	4	13%	11	37%	15	50%
Approach and alertness of Library Staff	30	4.30	0	0%	0	0%	5	17%	11	37%	14	47%
Availability of Books Periodicals Journals /Other resources	30	4.30	0	0%	0	0%	6	20%	9	30%	15	50%
Library Staff are Cooperative and Helpful	30	4.43	0	0%	1	3%	2	7%	10	33%	17	57%
E resources in the Library	30	4.03	0	0%	2	7%	6	20%	11	37%	11	37%
Display of new arrivals - books and Magazines	30	4.13	0	0%	1	3%	7	23%	9	30%	13	43%
Library support for Project / Assignment	30	4.1	0	0%	2	7%	5	17%	11	37%	12	40%

OVERALL RATING - 4.24



STUDENT'S FEEDBACK ON COLLEGE INFRASTRUCTURE

Rating on 1 to 5 scale. 1- Poor, 2- Satisfactory, 3-Good, 4-Very Good, 5- Excellent

FEEDBACK ON COLLEGE INFRASTRUCTURE	No. of Students Responded	Overall Rating	Rating 1		Rating 2		Rating 3		Rating 4		Rating 5	
			Count	%	Count	%	Count	%	Count	%	Count	%
Buildings and furniture	30	4.43	0	0%	1	3%	4	13%	6	20%	19	63%
Classrooms	30	4.47	1	3%	0	0%	1	3%	10	33%	18	60%
Staff room	30	4.43	1	3%	0	0%	3	10%	7	23%	19	63%
Gymkhana	30	3.87	1	3%	5	17%	5	17%	5	17%	14	47%
Library & reading room	30	4.37	0	0%	0	0%	5	17%	9	30%	16	53%
AV Room	30	4.33	1	3%	0	0%	4	13%	8	27%	17	57%
Auditorium	30	4.57	0	0%	0	0%	3	10%	7	23%	20	67%
ICT/Computer/internet facilities	30	4.27	1	3%	1	3%	5	17%	5	17%	18	60%
Canteen	30	3.77	1	3%	5	17%	6	20%	6	20%	12	40%
Toilets and drinking water	30	4.30	0	0%	0	0%	6	20%	9	30%	15	50%

OVERALL RATING - 4.28

BSCIT STUDENTS' FEEDBACK ON COLLEGE INFRASTRUCTURE





THE MOGAVEERA VYAVASTHAPAKA MANDALI
MVM Educational Campus
"Creating Quality...Delivering Excellence"
M V Mandali's Colleges of Commerce & Science
NAAC ACCREDITED
 (Affiliated to University of Mumbai)

(Permanently Unaided Linguistic Minority Institution)
 MVM Educational Campus Road, Off Veera Desai Road, Andheri (West), Mumbai - 400 058

☎: 2676 2446 / 5387 | ✉: degree@mvmeducation.com | www.mvmeducation.com

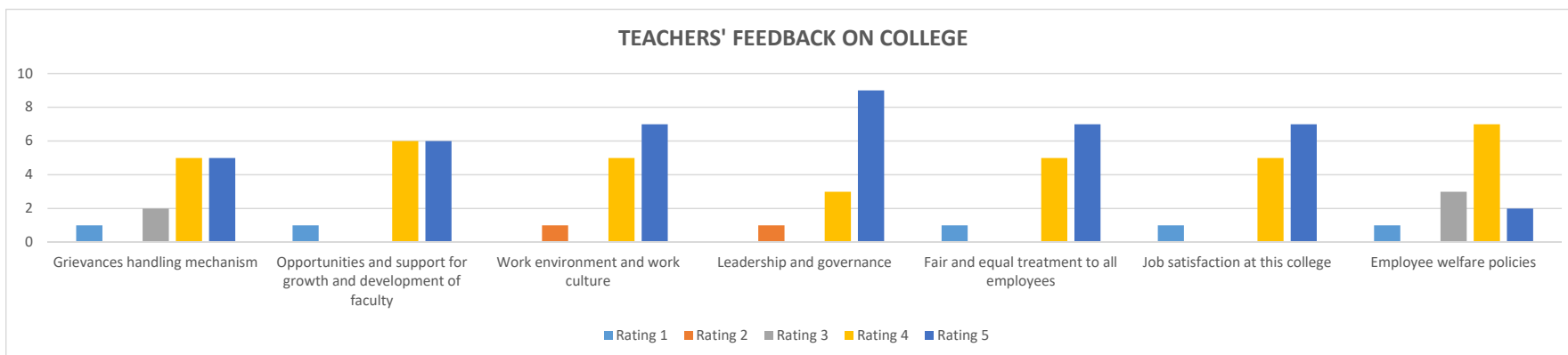
TEACHERS' FEEDBACK
ACADEMIC YEAR 2020-21

TEACHERS' FEEDBACK ON COLLEGE

Rating on 1 to 5 scale. 1- Poor, 2- Satisfactory, 3-Good, 4-Very Good, 5- Excellent

FEEDBACK ON COLLEGE	No. of Students Responded	Overall Rating	Rating 1		Rating 2		Rating 3		Rating 4		Rating 5	
			Count	%	Count	%	Count	%	Count	%	Count	%
Grievances handling mechanism	13	4.00	1	8%	0	0%	2	15%	5	38%	5	38%
Opportunities and support for growth and development of faculty	13	4.23	1	8%	0	0%	0	0%	6	46%	6	46%
Work environment and work culture	13	4.38	0	0%	1	8%	0	0%	5	38%	7	54%
Leadership and governance	13	4.54	0	0%	1	8%	0	0%	3	23%	9	69%
Fair and equal treatment to all employees	13	4.31	1	8%	0	0%	0	0%	5	38%	7	54%
Job satisfaction at this college	13	4.31	1	8%	0	0%	0	0%	5	38%	7	54%
Employee welfare policies	13	3.69	1	8%	0	0%	3	23%	7	54%	2	15%

OVERALL RATING - 4.21

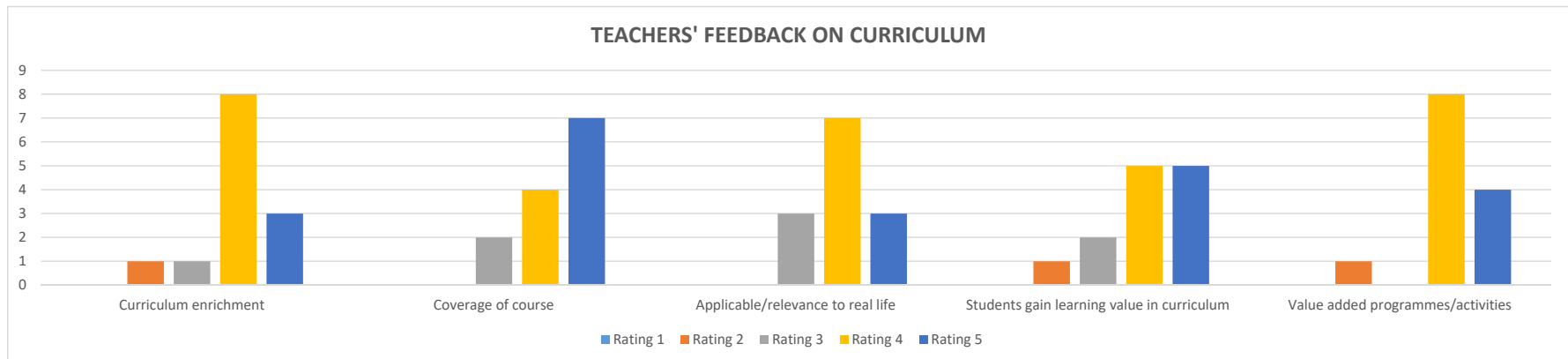


TEACHERS' FEEDBACK ON CURRICULUM

Rating on 1 to 5 scale. 1- Poor, 2- Satisfactory, 3-Good, 4-Very Good, 5- Excellent

FEEDBACK ON CURRICULUM	No. of Students Responded	Overall Rating	Rating 1		Rating 2		Rating 3		Rating 4		Rating 5	
			Count	%	Count	%	Count	%	Count	%	Count	%
Curriculum enrichment	13	4.00	0	0%	1	8%	1	8%	8	62%	3	23%
Coverage of course	13	4.38	0	0%	0	0%	2	15%	4	31%	7	54%
Applicable/relevance to real life	13	4.00	0	0%	0	0%	3	23%	7	54%	3	23%
Students gain learning value in curriculum	13	4.08	0	0%	1	8%	2	15%	5	38%	5	38%
Value added programmes/activities	13	4.15	0	0%	1	8%	0	0%	8	62%	4	31%

OVERALL RATING - 4.12

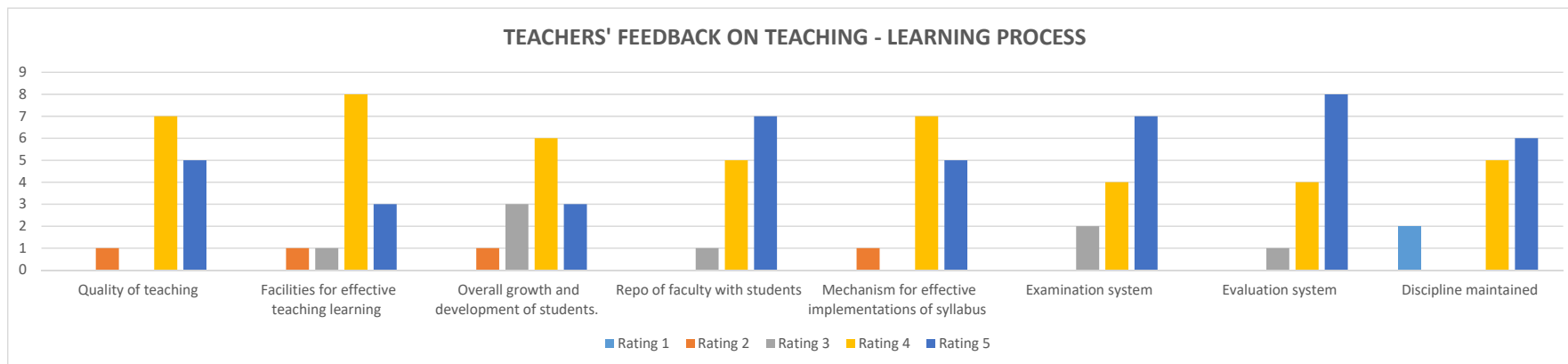


TEACHERS' FEEDBACK ON TEACHING - LEARNING PROCESS

Rating on 1 to 5 scale. 1- Poor, 2- Satisfactory, 3-Good, 4-Very Good, 5- Excellent

FEEDBACK ON TEACHING - LEARNING PROCESS	No. of Students Responded	Overall Rating	Rating 1		Rating 2		Rating 3		Rating 4		Rating 5	
			Count	%	Count	%	Count	%	Count	%	Count	%
Quality of teaching	13	4.23	0	0%	1	8%	0	0%	7	54%	5	38%
Facilities for effective teaching learning	13	4.00	0	0%	1	8%	1	8%	8	62%	3	23%
Overall growth and development of students.	13	3.85	0	0%	1	8%	3	23%	6	46%	3	23%
Repo of faculty with students	13	4.46	0	0%	0	0%	1	8%	5	38%	7	54%
Mechanism for effective implementations of syllabus	13	4.23	0	0%	1	8%	0	0%	7	54%	5	38%
Examination system	13	4.38	0	0%	0	0%	2	15%	4	31%	7	54%
Evaluation system	13	4.54	0	0%	0	0%	1	8%	4	31%	8	62%
Discipline maintained	13	4.00	2	15%	0	0%	0	0%	5	38%	6	46%

OVERALL RATING - 4.21

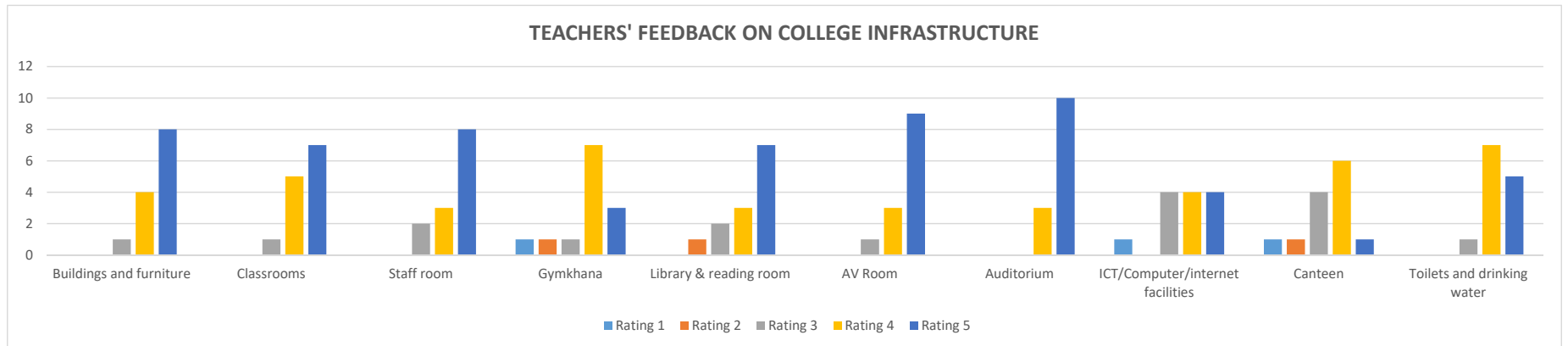


TEACHERS' FEEDBACK ON COLLEGE INFRASTRUCTURE

Rating on 1 to 5 scale. 1- Poor, 2- Satisfactory, 3-Good, 4-Very Good, 5- Excellent

FEEDBACK about infrastructure	No. of Students Responded	Overall Rating	Rating 1		Rating 2		Rating 3		Rating 4		Rating 5	
			Count	%	Count	%	Count	%	Count	%	Count	%
Buildings and furniture	13	4.54	0	0%	0	0%	1	8%	4	31%	8	62%
Classrooms	13	4.46	0	0%	0	0%	1	8%	5	38%	7	54%
Staff room	13	4.46	0	0%	0	0%	2	15%	3	23%	8	62%
Gymkhana	13	3.77	1	8%	1	8%	1	8%	7	54%	3	23%
Library & reading room	13	4.23	0	0%	1	8%	2	15%	3	23%	7	54%
AV Room	13	4.62	0	0%	0	0%	1	8%	3	23%	9	69%
Auditorium	13	4.77	0	0%	0	0%	0	0%	3	23%	10	77%
ICT/Computer/internet facilities	13	3.77	1	8%	0	0%	4	31%	4	31%	4	31%
Canteen	13	3.38	1	8%	1	8%	4	31%	6	46%	1	8%
Toilets and drinking water	13	4.31	0	0%	0	0%	1	8%	7	54%	5	38%

OVERALL RATING - 4.23





THE MOGAVEERA VYAVASTHAPAKA MANDALI
MVM Educational Campus
 “Creating Quality...Delivering Excellence”
M V Mandali’s Colleges of Commerce & Science
NAAC ACCREDITED
 (Affiliated to University of Mumbai)
 (Permanently Unaided Linguistic Minority Institution)

MVM Educational Campus Road, Off Veera Desai Road, Andheri (West), Mumbai - 400 058

☎: 2676 2446 / 5387 | ✉: degree@mvmeducation.com | www.mvmeducation.com

DEPARTMENT OF BACHELOR OF COMMERCE (ACCOUNTING AND FINANCE) [B.A.F.]
ACADEMIC YEAR 2020-21

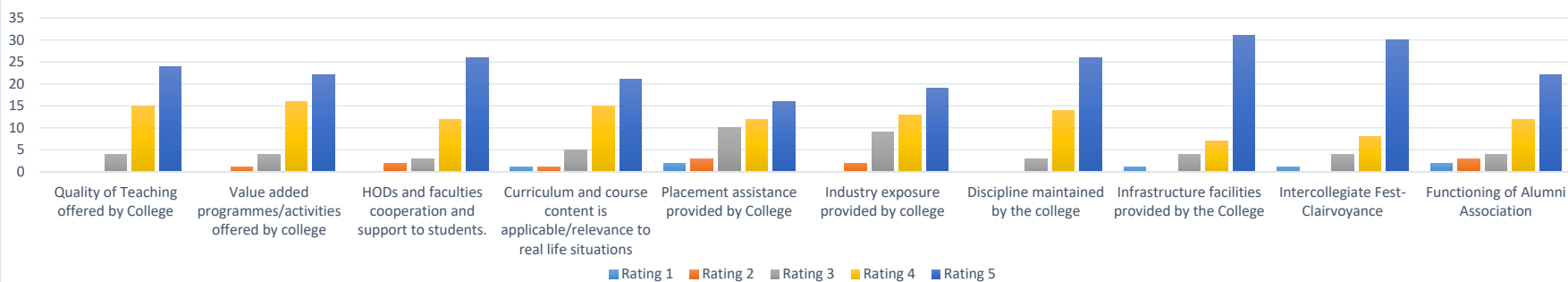
ALUMNIS' FEEDBACK ON COLLEGE

Rating on 1 to 5 scale. 1- Poor, 2- Satisfactory, 3-Good, 4-Very Good, 5- Excellent

FEEDBACK ON COLLEGE	No. of Students Responded	Overall Rating	Rating 1		Rating 2		Rating 3		Rating 4		Rating 5	
			Count	%	Count	%	Count	%	Count	%	Count	%
Quality of Teaching offered by College	43	4.47	0	0%	0	0%	4	9%	15	35%	24	56%
Value added programmes/activities offered by college	43	4.37	0	0%	1	2%	4	9%	16	37%	22	51%
HODs and faculties cooperation and support to students.	43	4.44	0	0%	2	5%	3	7%	12	28%	26	60%
Curriculum and course content is applicable/relevance to real life situations	43	4.26	1	2%	1	2%	5	12%	15	35%	21	49%
Placement assistance provided by College	43	3.86	2	5%	3	7%	10	23%	12	28%	16	37%
Industry exposure provided by college	43	4.14	0	0%	2	5%	9	21%	13	30%	19	44%
Discipline maintained by the college	43	4.53	0	0%	0	0%	3	7%	14	33%	26	60%
Infrastructure facilities provided by the College	43	4.56	1	2%	0	0%	4	9%	7	16%	31	72%
Intercollegiate Fest- Clairvoyance	43	4.53	1	2%	0	0%	4	9%	8	19%	30	70%
Functioning of Alumni Association	43	4.14	2	5%	3	7%	4	9%	12	28%	22	51%

OVERALL RATING - 4.33

BAF ALUMNI FEEDBACK ON COLLEGE



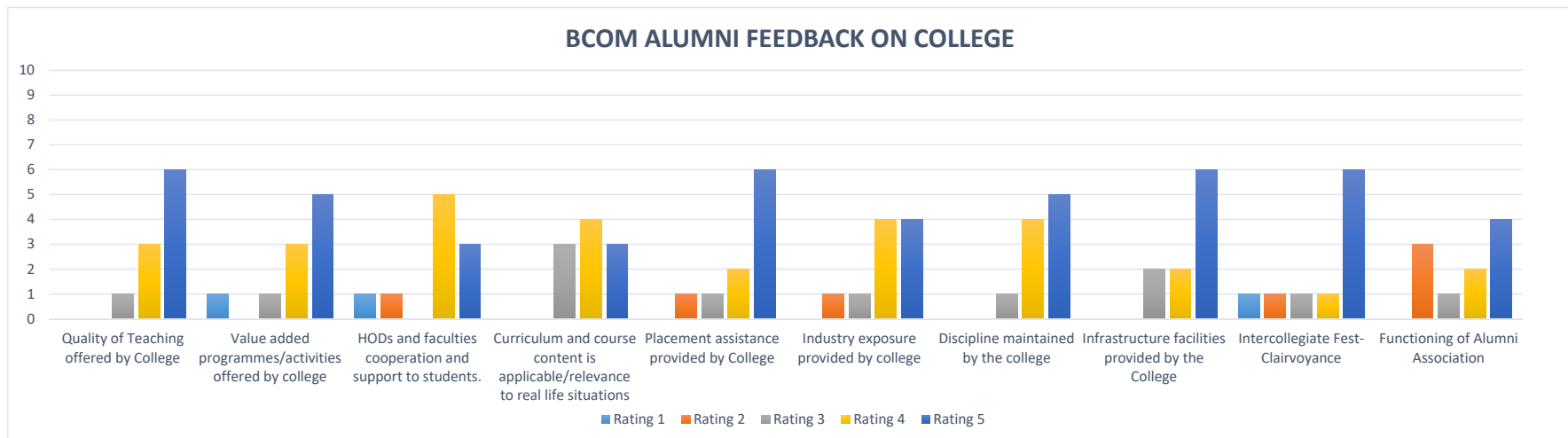
**DEPARTMENT OF BACHELOR OF COMMERCE [B.COM]
ACADEMIC YEAR 2020-21**

ALUMNIS' FEEDBACK ON COLLEGE

Rating on 1 to 5 scale. 1- Poor, 2- Satisfactory, 3-Good, 4-Very Good, 5- Excellent

FEEDBACK ON COLLEGE	No. of Students Responded	OVERALL RATING	Rating 1		Rating 2		Rating 3		Rating 4		Rating 5	
			Count	%	Count	%	Count	%	Count	%	Count	%
Quality of Teaching offered by College	10	4.5	0	0%	0	0%	1	10%	3	30%	6	60%
Value added programmes/activities offered by college	10	4.1	1	10%	0	0%	1	10%	3	30%	5	50%
HODs and faculties cooperation and support to students.	10	3.8	1	10%	1	10%	0	0%	5	50%	3	30%
Curriculum and course content is applicable/relevance to real life situations	10	4	0	0%	0	0%	3	30%	4	40%	3	30%
Placement assistance provided by College	10	4.3	0	0%	1	10%	1	10%	2	20%	6	60%
Industry exposure provided by college	10	4.1	0	0%	1	10%	1	10%	4	40%	4	40%
Discipline maintained by the college	10	4.4	0	0%	0	0%	1	10%	4	40%	5	50%
Infrastructure facilities provided by the College	10	4.4	0	0%	0	0%	2	20%	2	20%	6	60%
Intercollegiate Fest- Clairvoyance	10	4	1	10%	1	10%	1	10%	1	10%	6	60%
Functioning of Alumni Association	10	3.7	0	0%	3	30%	1	10%	2	20%	4	40%

OVERALL RATING - 4.13



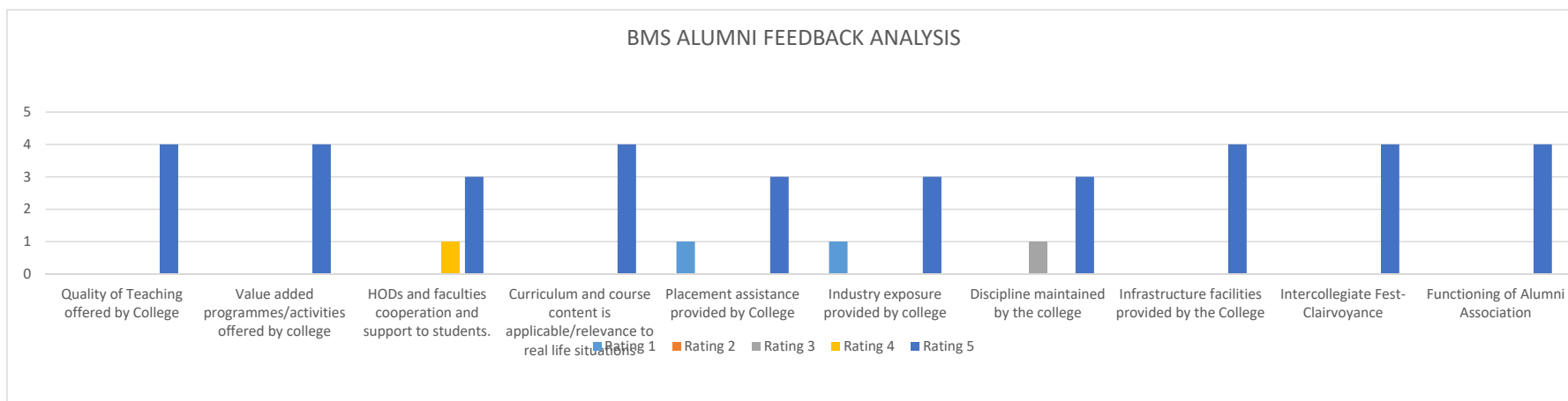
**DEPARTMENT OF BACHELOR OF MANAGEMENT STUDIES [B.M.S]
ACADEMIC YEAR 2020-21**

ALUMNIS' FEEDBACK ON COLLEGE

Rating on 1 to 5 scale. 1- Poor, 2- Satisfactory, 3-Good, 4-Very Good, 5- Excellent

FEEDBACK ON COLLEGE	No. of Students Responded	OVERALL RATING	Rating 1		Rating 2		Rating 3		Rating 4		Rating 5	
			Count	%	Count	%	Count	%	Count	%	Count	%
Quality of Teaching offered by College	4	5	0	0%	0	0%	0	0%	0	0%	4	100%
Value added programmes/activities offered by college	4	5	0	0%	0	0%	0	0%	0	0%	4	100%
HODs and faculties cooperation and support to students.	4	4.75	0	0%	0	0%	0	0%	1	25%	3	75%
Curriculum and course content is applicable/relevance to real life situations	4	5	0	0%	0	0%	0	0%	0	0%	4	100%
Placement assistance provided by College	4	4	1	25%	0	0%	0	0%	0	0%	3	75%
Industry exposure provided by college	4	4	1	25%	0	0%	0	0%	0	0%	3	75%
Discipline maintained by the college	4	4.5	0	0%	0	0%	1	25%	0	0%	3	75%
Infrastructure facilities provided by the College	4	5	0	0%	0	0%	0	0%	0	0%	4	100%
Intercollegiate Fest- Clairvoyance	4	5	0	0%	0	0%	0	0%	0	0%	4	100%
Functioning of Alumni Association	4	5	0	0%	0	0%	0	0%	0	0%	4	100%

OVERALL RATING - 4.725



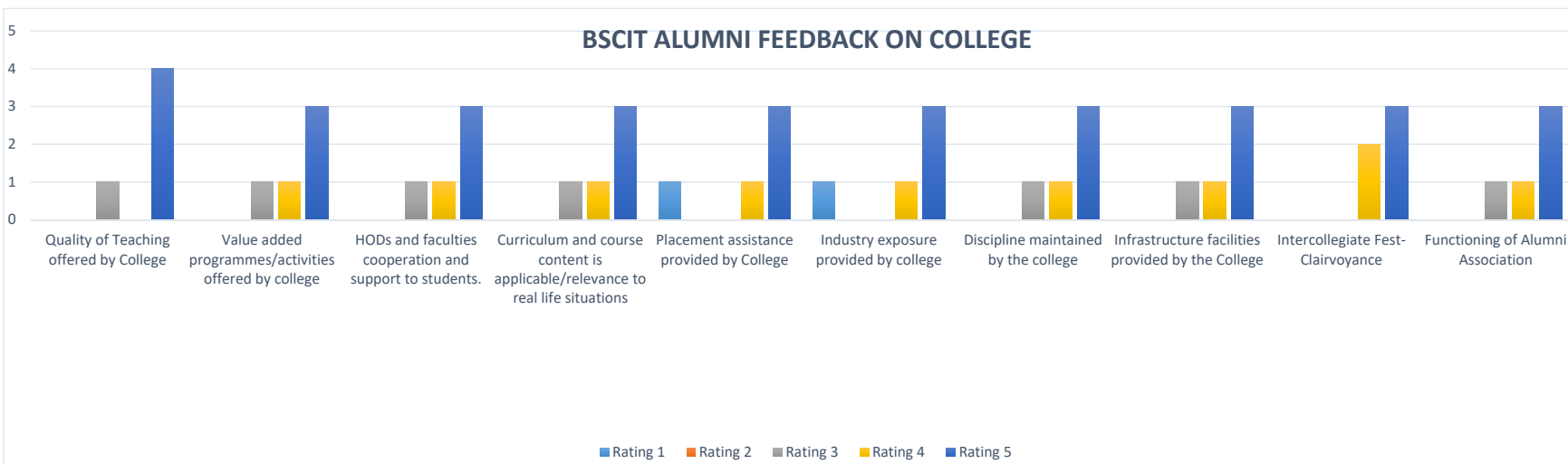
**DEPARTMENT OF BACHELOR OF MANAGEMENT STUDIES [B.M.S]
ACADEMIC YEAR 2020-21**

ALUMNIS' FEEDBACK ON COLLEGE

Rating on 1 to 5 scale. 1- Poor, 2- Satisfactory, 3-Good, 4-Very Good, 5- Excellent

FEEDBACK ON COLLEGE	No. of Students Responded	OVERALL RATING	Rating 1		Rating 2		Rating 3		Rating 4		Rating 5	
			Count	%	Count	%	Count	%	Count	%	Count	%
Quality of Teaching offered by College	5	4.6	0	0%	0	0%	1	20%	0	0	4	80%
Value added programmes/activities offered by college	5	4.4	0	0%	0	0%	1	20%	1	20%	3	60%
HODs and faculties cooperation and support to students.	5	4.4	0	0%	0	0%	1	20%	1	20%	3	60%
Curriculum and course content is applicable/relevance to real life situations	5	4.4	0	0%	0	0%	1	20%	1	20%	3	60%
Placement assistance provided by College	5	4	1	20%	0	0%	0	0%	1	20%	3	60%
Industry exposure provided by college	5	4	1	20%	0	0%	0	0%	1	20%	3	60%
Discipline maintained by the college	5	4.4	0	0%	0	0%	1	20%	1	20%	3	60%
Infrastructure facilities provided by the College	5	4.4	0	0%	0	0%	1	20%	1	20%	3	60%
Intercollegiate Fest- Clairvoyance	5	4.6	0	0%	0	0%	0	0%	2	40%	3	60%
Functioning of Alumni Association	5	4.4	0	0%	0	0%	1	20%	1	20%	3	60%

OVERALL RATING - 4.725





THE MOGAVEERA VYAVA STHAPAKA MANDALI
MVM Educational Campus
"Creating Quality...Delivering Excellence"
M V Mandali's Colleges of Commerce & Science
NAAC ACCREDITED
 (Affiliated to University of Mumbai)
 (Permanently Unaided Linguistic Minority Institution)
 MVM Educational Campus Road, Off Veera Desai Road, Andheri (West), Mumbai - 400 058
 ☎ 2676 2446 / 5387 | ✉ degree@mvmeducation.com | www.mvmeducation.com

ACADEMIC YEAR 2020-21

EMPLOYERS' FEEDBACK

Rating on 1 to 5 scale. 1- Poor, 2- Satisfactory, 3-Good, 4-Very Good, 5- Excellent

FEEDBACK	No of Respondents	Overall Rating	Rating 1		Rating 2		Rating 3		Rating 4		Rating 5	
			Count	%	Count	%	Count	%	Count	%	Count	%
General Communication Skills	6	4.2	0	0%	0	0%	0	0%	5	2%	1	0%
Punctuality	6	4.2	0	0%	0	0%	0	0%	5	2%	1	0%
Developing practical Solutions	6	4.2	0	0%	0	0%	0	0%	5	2%	1	0%
Working as part of team	6	4.2	0	0%	0	0%	0	0%	5	2%	1	0%
Creative in response to workplace challenges	6	5.0	0	0%	0	0%	0	0%	0	0%	6	3%
Planning & organizational Skills	6	5.0	0	0%	0	0%	0	0%	0	0%	6	3%
Self-motivation & handling of responsibilities	6	5.0	0	0%	0	0%	0	0%	0	0%	6	3%
Open to new ideas	6	5.0	0	0%	0	0%	0	0%	0	0%	6	3%

FEEDBACK	No of Respondents	Overall Rating	Rating 1		Rating 2		Rating 3		Rating 4		Rating 5	
			Count	%	Count	%	Count	%	Count	%	Count	%
Using technology & workplace environment	6	5.0	0	0%	0	0%	0	0%	0	0%	6	3%
Ability to contribute to the goal of the organization	6	5.0	0	0%	0	0%	0	0%	0	0%	6	3%
Technical knowledge skills	6	5.0	0	0%	0	0%	0	0%	0	0%	6	3%
Innovativeness	6	5.0	0	0%	0	0%	0	0%	1	0%	5	2%
Relationship with seniors/peers/subordinates	6	4.8	0	0%	0	0%	0	0%	1	0%	5	2%
Involvement in social activities	6	4.8	0	0%	0	0%	0	0%	2	1%	4	2%
Ability to take-up extra responsibility	6	4.7	0	0%	0	0%	0	0%	0	0%	6	3%
Obligation to work beyond schedule	6	5.0	0	0%	0	0%	0	0%	0	0%	6	3%

Employer's Feedback

