



THE MOGAVEERA VYAVASTHAPAKA MANDALI
MVM Educational Campus
"Creating Quality...Delivering Excellence"
M V Mandali's Colleges of Commerce & Science
NAAC ACCREDITED
 (Affiliated to University of Mumbai)
 (Permanently Unaided Linguistic Minority Institution)

MVM Educational Campus Road, Off Veera Desai Road, Andheri (West), Mumbai - 400 058

: 2676 2446 / 5387 | ✉: degree@mvmeducation.com | www.mvmeducation.com

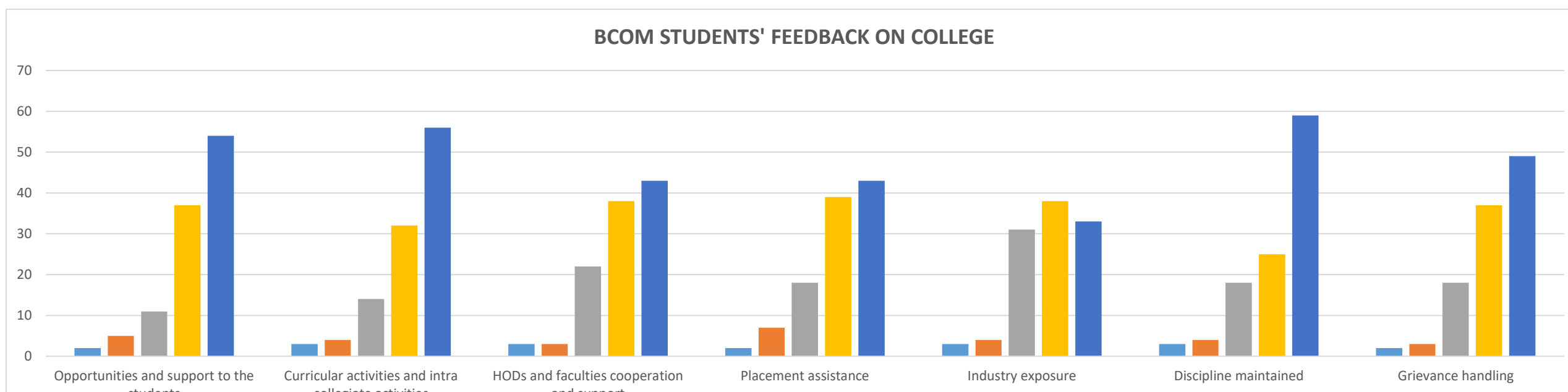
DEPARTMENT OF BACHELOR OF COMMERCE [B.Com.]
ACADEMIC YEAR 21-22

STUDENTS' FEEDBACK ON COLLEGE

Rating on 1 to 5 scale. 1- Poor, 2- Satisfactory, 3-Good, 4-Very Good, 5- Excellent

FEEDBACK ON COLLEGE	No. of Students Responded	Overall Rating	Rating 1		Rating 2		Rating 3		Rating 4		Rating 5	
			Count	%	Count	%	Count	%	Count	%	Count	%
Opportunities and support to the students	109	4.25	2	2%	5	5%	11	10%	37	34%	54	50%
Curricular activities and intra collegiate activities	109	4.23	3	3%	4	4%	14	13%	32	29%	56	51%
HODs and faculties cooperation and support	109	4.06	3	3%	3	3%	22	20%	38	35%	43	39%
Placement assistance	109	4.03	2	2%	7	6%	18	17%	39	36%	43	39%
Industry exposure	109	3.85	3	3%	4	4%	31	28%	38	35%	33	30%
Discipline maintained	109	4.22	3	3%	4	4%	18	17%	25	23%	59	54%
Grievance handling	109	4.17	2	2%	3	3%	18	17%	37	34%	49	45%

OVERALL RATING - 4.12



students

collegiate activities

and support

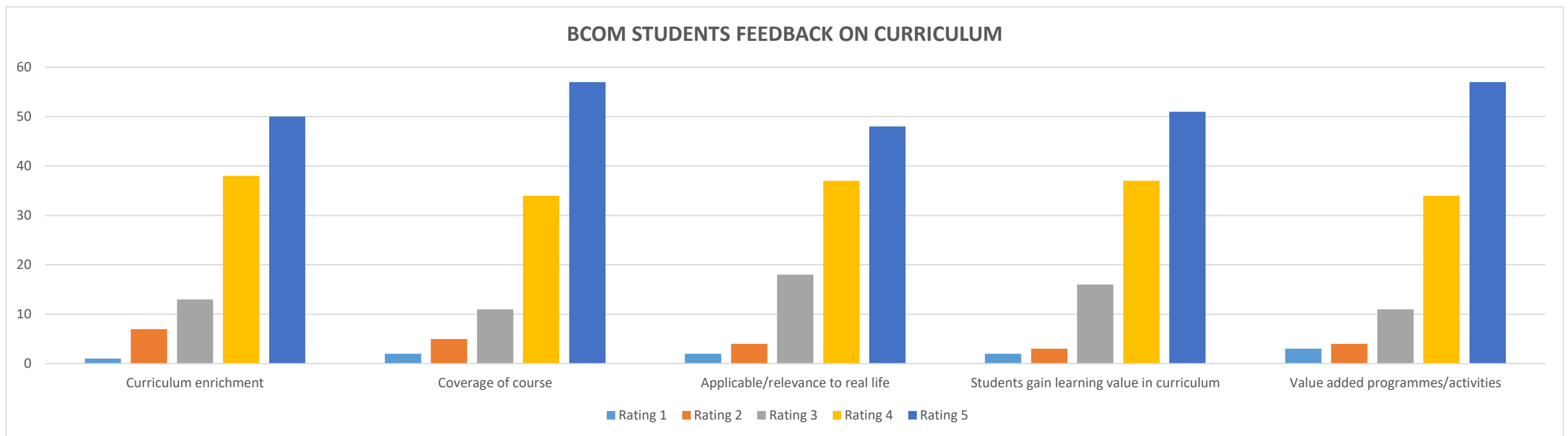
Rating 1 Rating 2 Rating 3 Rating 4 Rating 5

STUDENTS' FEEDBACK ON CURRICULUM

Rating on 1 to 5 scale. 1- Poor, 2- Satisfactory, 3-Good, 4-Very Good, 5- Excellent

FEEDBACK ON CURRICULUM	No. of Students Responded	Overall Rating	Rating 1		Rating 2		Rating 3		Rating 4		Rating 5	
			Count	%	Count	%	Count	%	Count	%	Count	%
Curriculum enrichment	109	4.18	1	1%	7	6%	13	12%	38	35%	50	46%
Coverage of course	109	4.28	2	2%	5	5%	11	10%	34	31%	57	52%
Applicable/relevance to real life	109	4.15	2	2%	4	4%	18	17%	37	34%	48	44%
Students gain learning value in curriculum	109	4.21	2	2%	3	3%	16	15%	37	34%	51	47%
Value added programmes/activities	109	4.26	3	3%	4	4%	11	10%	34	31%	57	52%

OVERALL RATING - 4.22

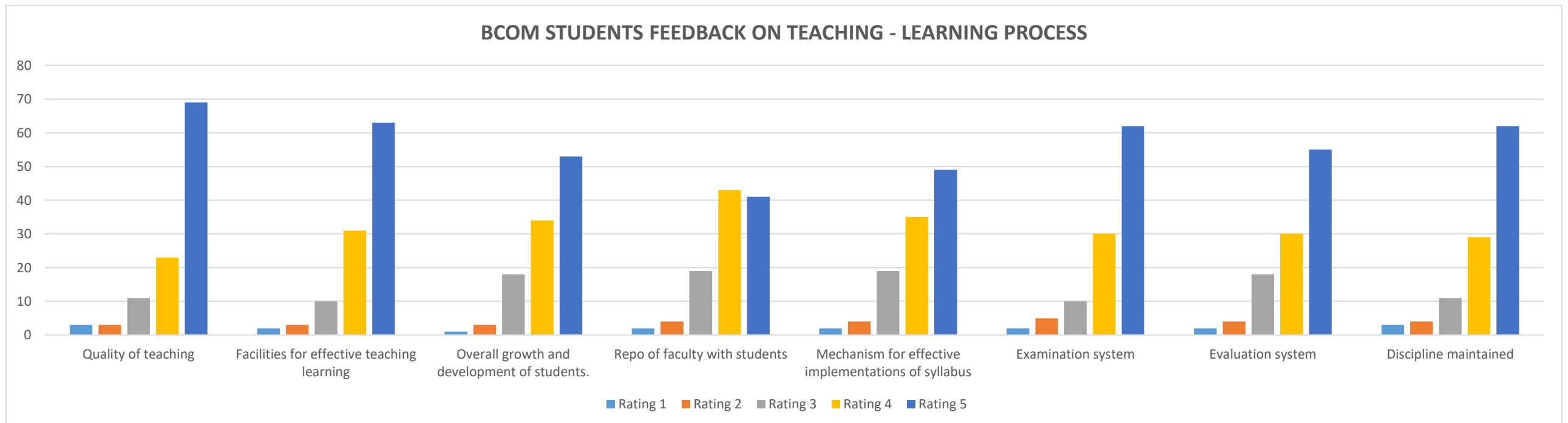


STUDENTS' FEEDBACK ON TEACHING - LEARNING PROCESS

Rating on 1 to 5 scale. 1- Poor, 2- Satisfactory, 3-Good, 4-Very Good, 5- Excellent

FEEDBACK ON TEACHING- LEARNING PROCESS	No. of Students Responded	Overall Rating	Rating 1		Rating 2		Rating 3		Rating 4		Rating 5	
			Count	%	Count	%	Count	%	Count	%	Count	%
Quality of teaching	109	4.40	3	3%	3	3%	11	10%	23	21%	69	63%
Facilities for effective teaching learning	109	4.37	2	2%	3	3%	10	9%	31	28%	63	58%
Overall growth and development of students.	109	4.24	1	1%	3	3%	18	17%	34	31%	53	49%
Repo of faculty with students	109	4.08	2	2%	4	4%	19	17%	43	39%	41	38%
Mechanism for effective implementations of syllabus	109	4.15	2	2%	4	4%	19	17%	35	32%	49	45%
Examination system	109	4.34	2	2%	5	5%	10	9%	30	28%	62	57%
Evaluation system	109	4.22	2	2%	4	4%	18	17%	30	28%	55	50%
Discipline maintained	109	4.32	3	3%	4	4%	11	10%	29	27%	62	57%

OVERALL RATING - 4.27

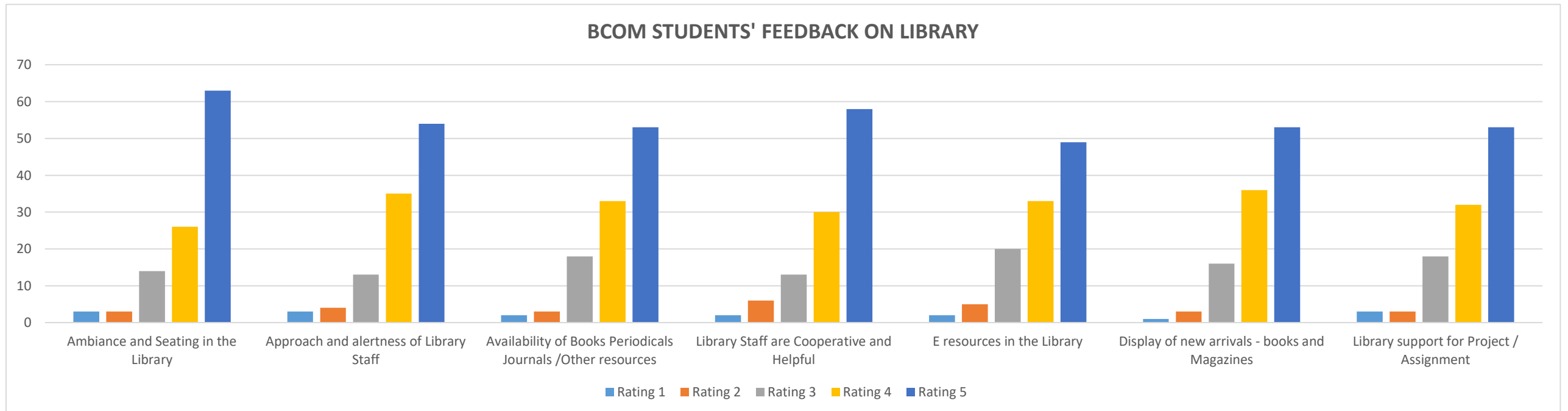


STUDENTS' FEEDBACK ON COLLEGE LIBRARY

Rating on 1 to 5 scale. 1- Poor, 2- Satisfactory, 3-Good, 4-Very Good, 5- Excellent

FEEDBACK ABOUT COLLEGE LIBRARY	No. of Students Responded	Overall Rating	Rating 1		Rating 2		Rating 3		Rating 4		Rating 5	
			Count	%	Count	%	Count	%	Count	%	Count	%
Ambiance and Seating in the Library	109	4.32	3	3%	3	3%	14	13%	26	24%	63	58%
Approach and alertness of Library Staff	109	4.23	3	3%	4	4%	13	12%	35	32%	54	50%
Availability of Books Periodicals Journals /Other resources	109	4.22	2	2%	3	3%	18	17%	33	30%	53	49%
Library Staff are Cooperative and Helpful	109	4.25	2	2%	6	6%	13	12%	30	28%	58	53%
E resources in the Library	109	4.13	2	2%	5	5%	20	18%	33	30%	49	45%
Display of new arrivals - books and Magazines	109	4.26	1	1%	3	3%	16	15%	36	33%	53	49%
Library support for Project / Assignment	109	4.19	3	3%	3	3%	18	17%	32	29%	53	49%

OVERALL RATING - 4.23

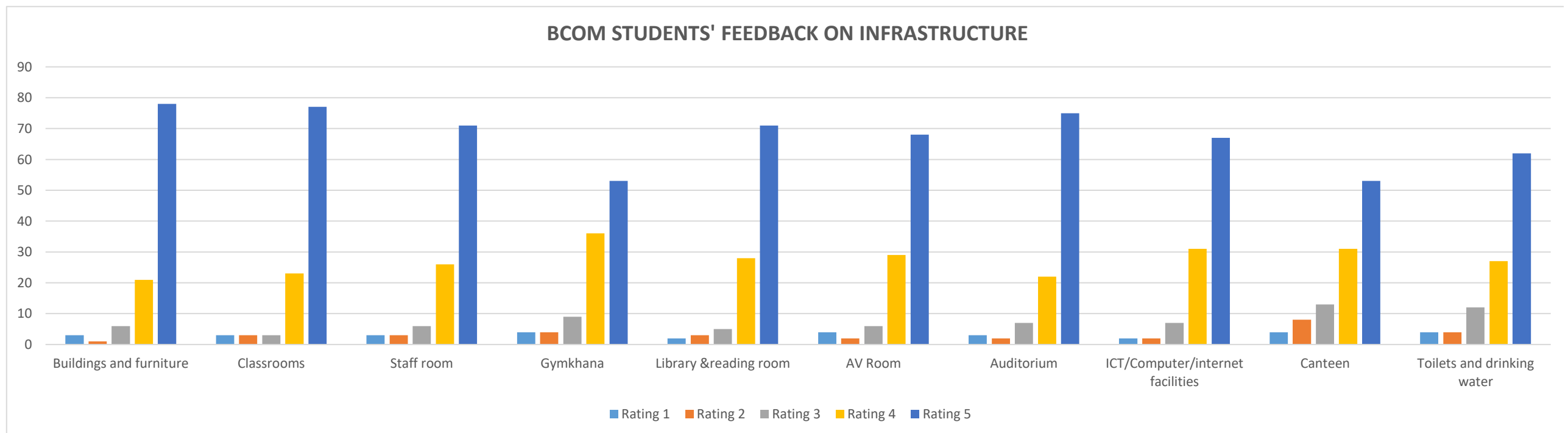


STUDENTS' FEEDBACK ON COLLEGE INFRASTRUCTURE

Rating on 1 to 5 scale. 1- Poor, 2- Satisfactory, 3-Good, 4-Very Good, 5- Excellent

FEEDBACK ABOUT INFRASTRUCTURE	No. of Students Responded	Overall Rating	Rating 1		Rating 2		Rating 3		Rating 4		Rating 5	
			Count	%	Count	%	Count	%	Count	%	Count	%
Buildings and furniture	109	4.55	3	3%	1	1%	6	6%	21	19%	78	72%
Classrooms	109	4.54	3	3%	3	3%	3	3%	23	21%	77	71%
Staff room	109	4.45	3	3%	3	3%	6	6%	26	24%	71	65%
Gymkhana	109	4.22	4	4%	4	4%	9	8%	39	36%	53	49%
Library & reading room	109	4.49	2	2%	3	3%	5	5%	28	26%	71	65%
AV Room	109	4.23	4	4%	2	2%	6	6%	29	27%	68	62%
Auditorium	109	4.50	3	3%	2	2%	7	6%	22	20%	75	69%
ICT/Computer/internet facilities	109	4.45	2	2%	2	2%	7	6%	31	28%	67	61%
Canteen	109	4.11	4	4%	8	7%	13	12%	31	28%	53	49%
Toilets and drinking water	109	4.27	4	4%	4	4%	12	11%	27	25%	62	57%

OVERALL RATING - 4.38





THE MOGAVEERA VYAVASTHAPAKA MANDALI
MVM Educational Campus
"Creating Quality...Delivering Excellence"
M V Mandali's Colleges of Commerce & Science
NAAC ACCREDITED
 (Affiliated to University of Mumbai)
 (Permanently Unaided Linguistic Minority Institution)

MVM Educational Campus Road, Off Veera Desai Road, Andheri (West), Mumbai - 400 058

: 2676 2446 / 5387 | ✉ : degree@mvmeducation.com | www.mvmeducation.com

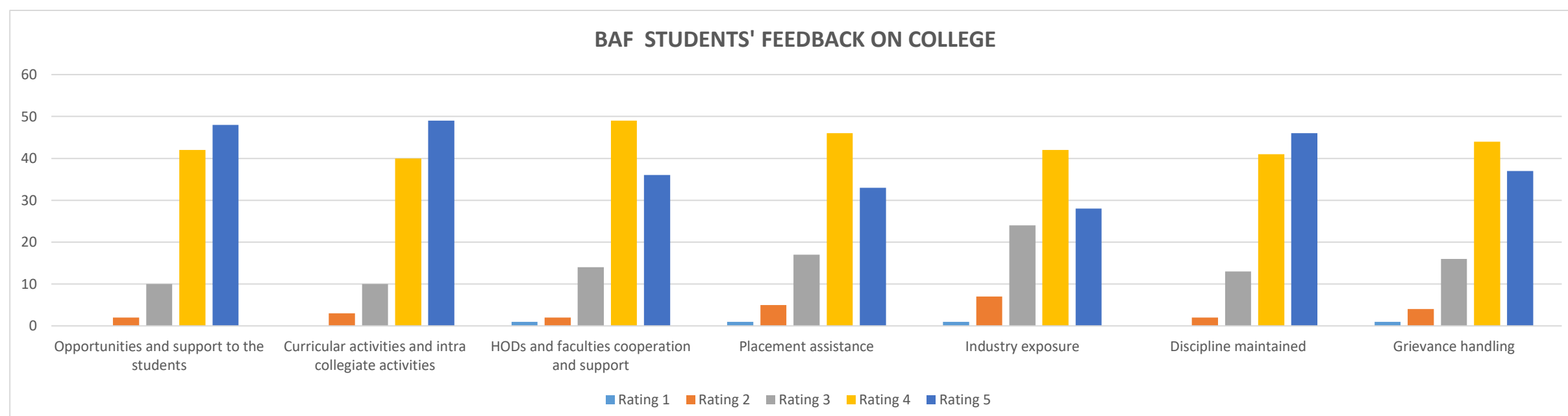
DEPARTMENT OF BACHELOR OF COMMERCE (ACCOUNTING AND FINANCE) [B.A.F.]
ACADEMIC YEAR 21-22

STUDENTS' FEEDBACK ON COLLEGE

Rating on 1 to 5 scale. 1- Poor, 2- Satisfactory, 3-Good, 4-Very Good, 5- Excellent

FEEDBACK ON COLLEGE	No. of Students Responded	Overall Rating	Rating 1		Rating 2		Rating 3		Rating 4		Rating 5	
			Count	%	Count	%	Count	%	Count	%	Count	%
Opportunities and support to the students	102	4.33	0	0%	2	2%	10	10%	42	41%	48	47%
Curricular activities and intra collegiate activities	102	4.32	0	0%	3	3%	10	10%	40	39%	49	48%
HODs and faculties cooperation and support	102	4.15	1	1%	2	2%	14	14%	49	48%	36	35%
Placement assistance	102	4.03	1	1%	5	5%	17	17%	46	45%	33	32%
Industry exposure	102	3.87	1	1%	7	7%	24	24%	42	41%	28	27%
Discipline maintained	102	4.28	0	0%	2	2%	13	13%	41	40%	46	45%
Grievance handling	102	4.10	1	1%	4	4%	16	16%	44	43%	37	36%

OVERALL RATING - 4.15

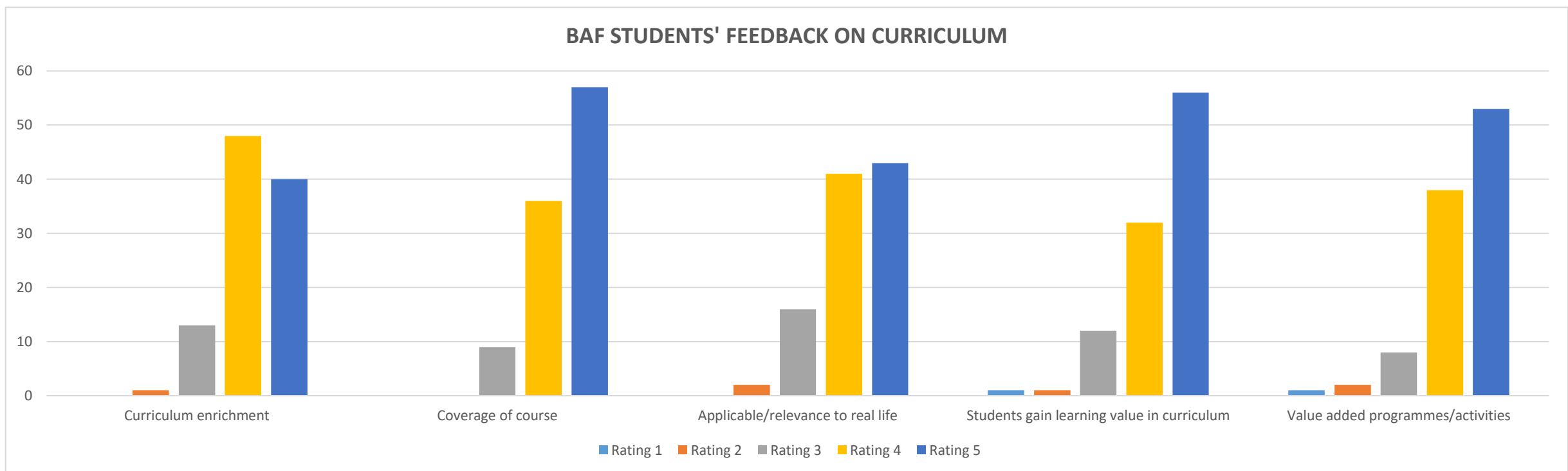


STUDENTS' FEEDBACK ON CURRICULUM

Rating on 1 to 5 scale. 1- Poor, 2- Satisfactory, 3-Good, 4-Very Good, 5- Excellent

FEEDBACK ON COLLEGE	No. of Students Responded	Overall Rating	Rating 1		Rating 2		Rating 3		Rating 4		Rating 5	
			Count	%	Count	%	Count	%	Count	%	Count	%
Curriculum enrichment	102	4.25	0	0%	1	1%	13	13%	48	47%	40	39%
Coverage of course	102	4.47	0	0%	0	0%	9	9%	36	35%	57	56%
Applicable/relevance to real life	102	4.23	0	0%	2	2%	16	16%	41	40%	43	42%
Students gain learning value in curriculum	102	4.38	1	1%	1	1%	12	12%	32	31%	56	55%
Value added programmes/activities	102	4.37	1	1%	2	2%	8	8%	38	37%	53	52%

OVERALL RATING - 4.34

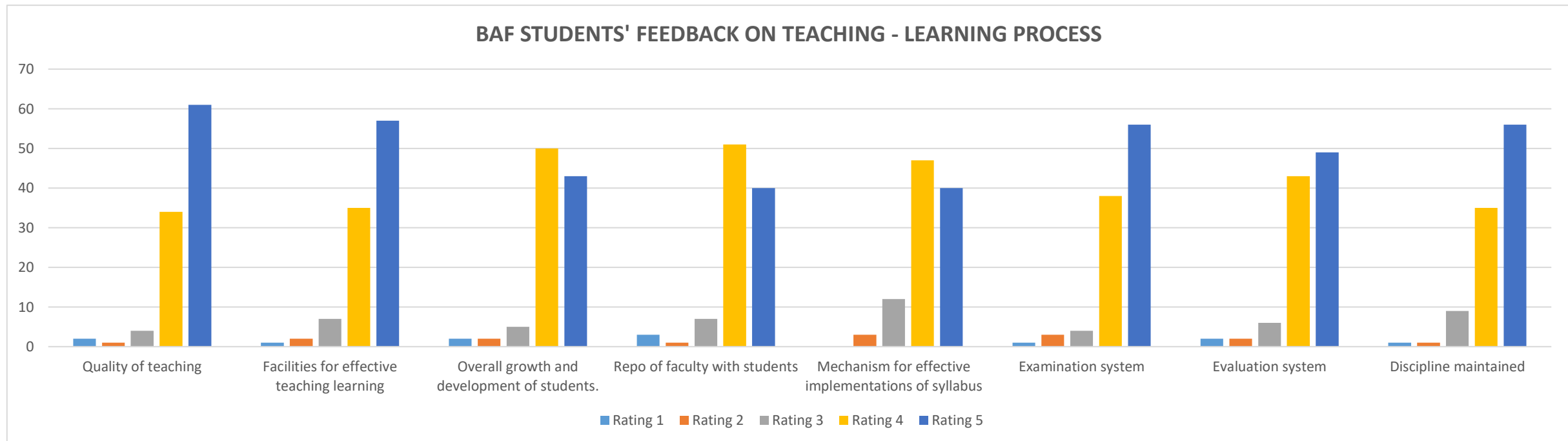


STUDENTS' FEEDBACK ON TEACHING - LEARNING PROCESS

Rating on 1 to 5 scale. 1- Poor, 2- Satisfactory, 3-Good, 4-Very Good, 5- Excellent

FEEDBACK ON COLLEGE	No. of Students Responded	Overall Rating	Rating 1		Rating 2		Rating 3		Rating 4		Rating 5	
			Count	%	Count	%	Count	%	Count	%	Count	%
Quality of teaching	102	4.48	2	2%	1	1%	4	4%	34	33%	61	60%
Facilities for effective teaching learning	102	4.42	1	1%	2	2%	7	7%	35	34%	57	56%
Overall growth and development of students.	102	4.27	2	2%	2	2%	5	5%	50	49%	43	42%
Repo of faculty with students	102	4.22	3	3%	1	1%	7	7%	51	50%	40	39%
Mechanism for effective implementations of syllabus	102	4.22	0	0%	3	3%	12	12%	47	46%	40	39%
Examination system	102	4.42	1	1%	3	3%	4	4%	38	37%	56	55%
Evaluation system	102	4.32	2	2%	2	2%	6	6%	43	42%	49	48%
Discipline maintained	102	4.41	1	1%	1	1%	9	9%	35	34%	56	55%

OVERALL RATING - 4.35

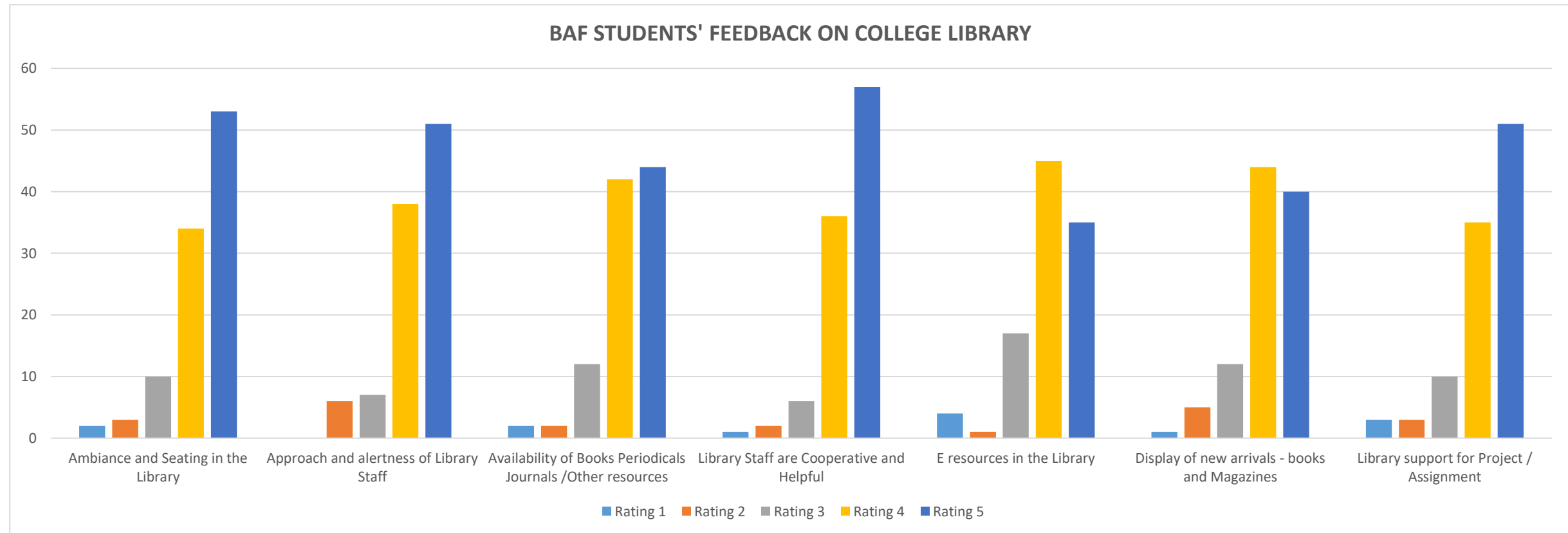


STUDENTS' FEEDBACK ON COLLEGE LIBRARY

Rating on 1 to 5 scale. 1- Poor, 2- Satisfactory, 3-Good, 4-Very Good, 5- Excellent

FEEDBACK ABOUT COLLEGE LIBRARY	No. of Students Responded	Overall Rating	Rating 1		Rating 2		Rating 3		Rating 4		Rating 5	
			Count	%	Count	%	Count	%	Count	%	Count	%
Ambiance and Seating in the Library	102	4.30	2	2%	3	3%	10	10%	34	33%	53	52%
Approach and alertness of Library Staff	102	4.31	0	0%	6	6%	7	7%	38	37%	51	50%
Availability of Books Periodicals Journals /Other resources	102	4.22	2	2%	2	2%	12	12%	42	41%	44	43%
Library Staff are Cooperative and Helpful	102	4.43	1	1%	2	2%	6	6%	36	35%	57	56%
E resources in the Library	102	4.04	4	4%	1	1%	17	17%	45	44%	35	34%
Display of new arrivals - books and Magazines	102	4.15	1	1%	5	5%	12	12%	44	43%	40	39%
Library support for Project / Assignment	102	4.25	3	3%	3	3%	10	10%	35	34%	51	50%

OVERALL RATING - 4.24

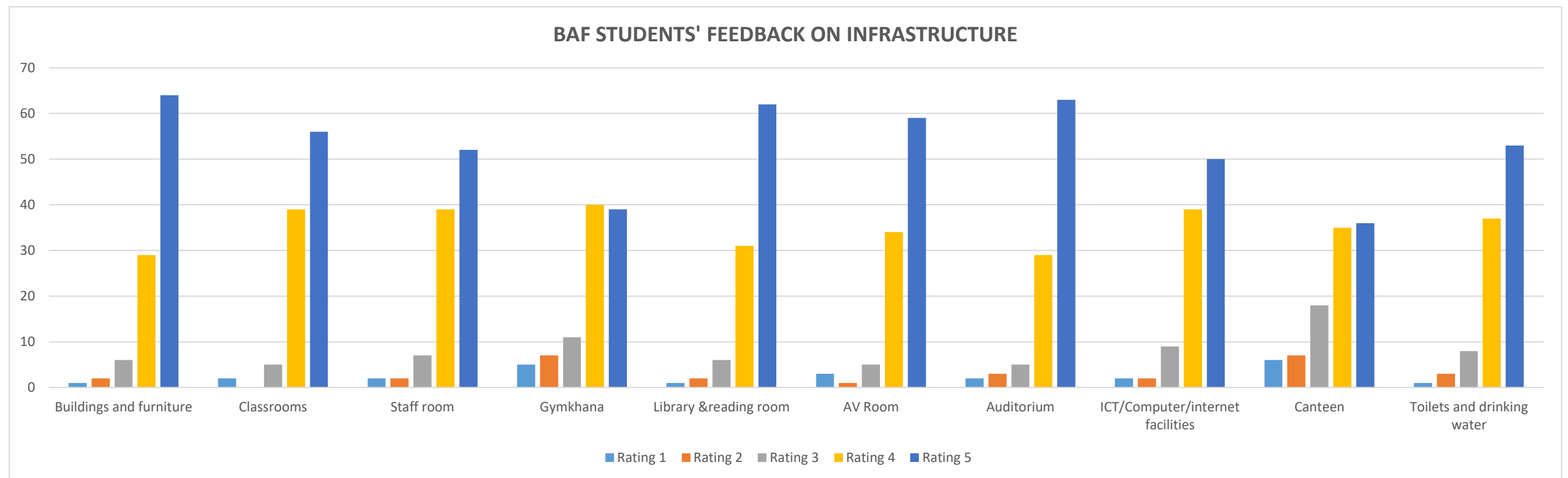


STUDENTS' FEEDBACK ON COLLEGE INFRASTRUCTURE

Rating on 1 to 5 scale. 1- Poor, 2- Satisfactory, 3-Good, 4-Very Good, 5- Excellent

FEEDBACK about infrastructure	No. of Students Responded	Overall Rating	Rating 1		Rating 2		Rating 3		Rating 4		Rating 5	
			Count	%	Count	%	Count	%	Count	%	Count	%
Buildings and furniture	102	4.50	1	1%	2	2%	6	6%	29	28%	64	63%
Classrooms	102	4.44	2	2%	0	0%	5	5%	39	38%	56	55%
Staff room	102	4.34	2	2%	2	2%	7	7%	39	38%	52	51%
Gymkhana	102	3.99	5	5%	7	7%	11	11%	40	39%	39	38%
Library & reading room	102	4.48	1	1%	2	2%	6	6%	31	30%	62	61%
AV Room	102	4.42	3	3%	1	1%	5	5%	34	33%	59	58%
Auditorium	102	4.45	2	2%	3	3%	5	5%	29	28%	63	62%
ICT/Computer/internet facilities	102	4.30	2	2%	2	2%	9	9%	39	38%	50	49%
Canteen	102	3.86	6	6%	7	7%	18	18%	35	34%	36	35%
Toilets and drinking water	102	4.35	1	1%	3	3%	8	8%	37	36%	53	52%

OVERALL RATING - 4.31





THE MOGAVEERA VYAVASTHAPAKA MANDALI
MVM Educational Campus
"Creating Quality...Delivering Excellence"
M V Mandali's Colleges of Commerce & Science
NAAC ACCREDITED
 (Affiliated to University of Mumbai)
 (Permanently Unaided Linguistic Minority Institution)
 MVM Educational Campus Road, Off Veera Desai Road, Andheri (West), Mumbai - 400 058
 : 2676 2446 / 5387 | ✉ : degree@mvmeducation.com | www.mvmeducation.com

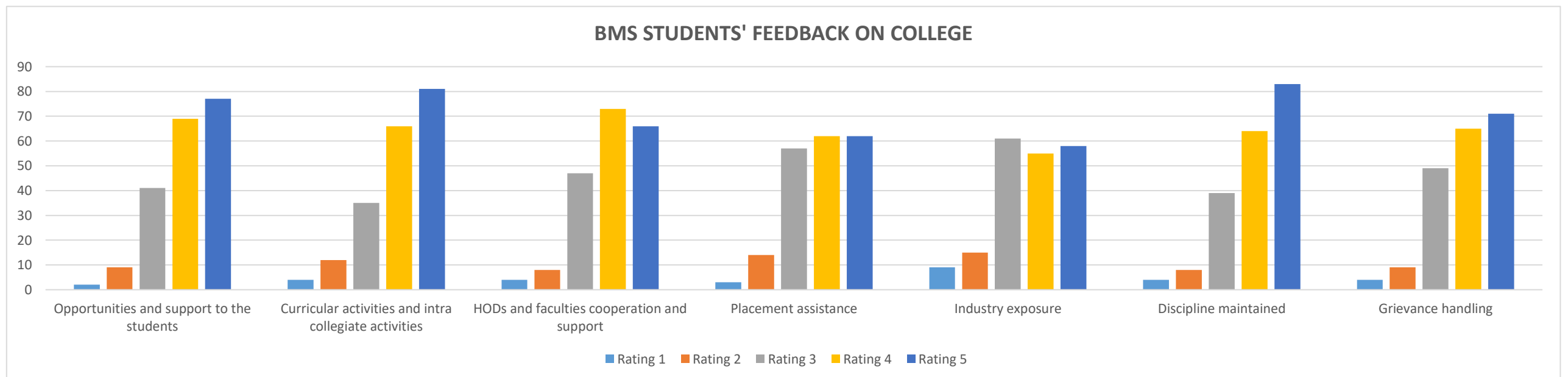
DEPARTMENT OF BACHELOR OF MANAGEMENT STUDIES [B.M.S] ACADEMIC YEAR 21-22

STUDENTS' FEEDBACK ON COLLEGE

Rating on 1 to 5 scale. 1- Poor, 2- Satisfactory, 3-Good, 4-Very Good, 5- Excellent

FEEDBACK ON COLLEGE	No. of Students Responded	Overall Rating	Rating 1		Rating 2		Rating 3		Rating 4		Rating 5	
			Count	%	Count	%	Count	%	Count	%	Count	%
Opportunities and support to the students	198	4.06	2	1%	9	5%	41	21%	69	35%	77	39%
Curricular activities and intra collegiate activities	198	4.05	4	2%	12	6%	35	18%	66	33%	81	41%
HODs and faculties cooperation and support	198	3.95	4	2%	8	4%	47	24%	73	37%	66	33%
Placement assistance	198	3.83	3	2%	14	7%	57	29%	62	31%	62	31%
Industry exposure	198	3.70	9	5%	15	8%	61	31%	55	28%	58	29%
Discipline maintained	198	4.08	4	2%	8	4%	39	20%	64	32%	83	42%
Grievance handling	198	3.96	4	2%	9	5%	49	25%	65	33%	71	36%

OVERALL RATING - 3.95

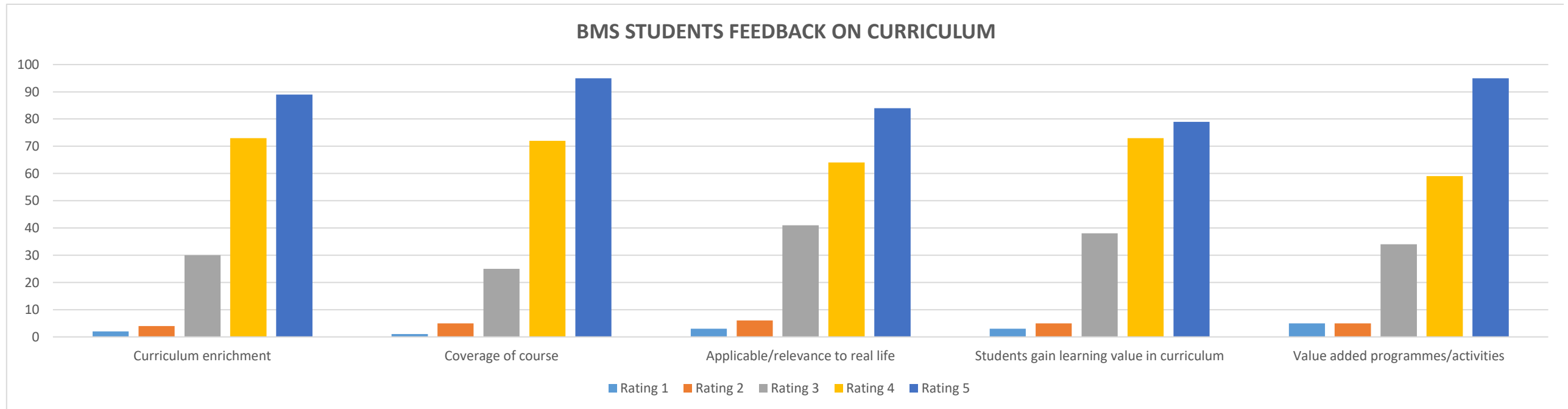


STUDENTS' FEEDBACK ON CURRICULUM

Rating on 1 to 5 scale. 1- Poor, 2- Satisfactory, 3-Good, 4-Very Good, 5- Excellent

FEEDBACK ON CURRICULUM	No. of Students Responded	Overall Rating	Rating 1		Rating 2		Rating 3		Rating 4		Rating 5	
			Count	%	Count	%	Count	%	Count	%	Count	%
Curriculum enrichment	198	4.23	2	1%	4	2%	30	15%	73	37%	89	45%
Coverage of course	198	4.29	1	1%	5	3%	25	13%	72	36%	95	48%
Applicable/relevance to real life	198	4.11	3	2%	6	3%	41	21%	64	32%	84	42%
Students gain learning value in curriculum	198	4.11	3	2%	5	3%	38	19%	73	37%	79	40%
Value added programmes/activities	198	4.18	5	3%	5	3%	34	17%	59	30%	95	48%

OVERALL RATING - 4.18

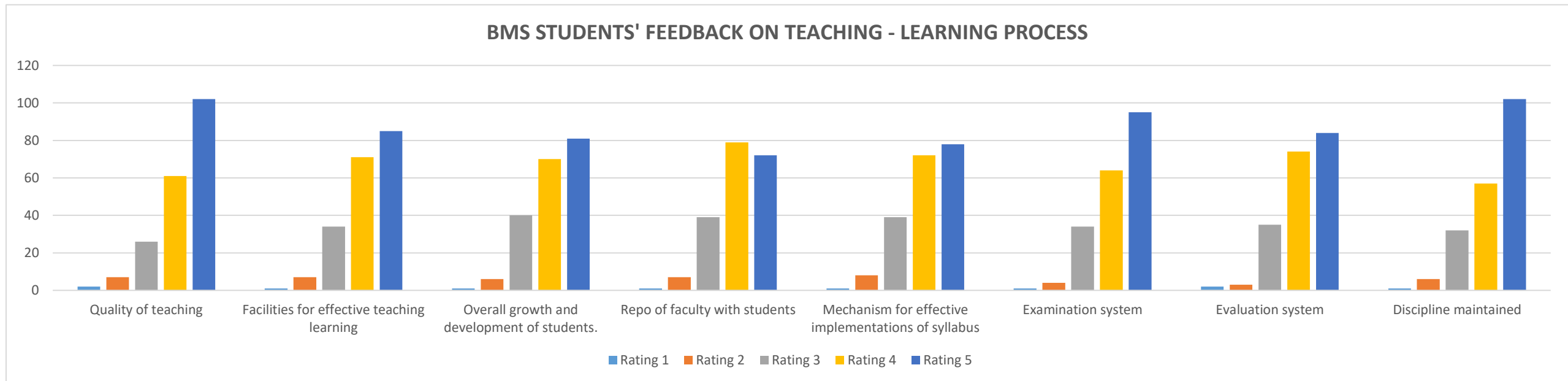


STUDENTS' FEEDBACK ON TEACHING - LEARNING PROCESS

Rating on 1 to 5 scale. 1- Poor, 2- Satisfactory, 3-Good, 4-Very Good, 5- Excellent

FEEDBACK ON TEACHING- LEARNING PROCESS	No. of Students Responded	Overall Rating	Rating 1		Rating 2		Rating 3		Rating 4		Rating 5	
			Count	%	Count	%	Count	%	Count	%	Count	%
Quality of teaching	198	4.28	2	1%	7	4%	26	13%	61	31%	102	52%
Facilities for effective teaching learning	198	4.17	1	1%	7	4%	34	17%	71	36%	85	43%
Overall growth and development of students.	198	4.13	1	1%	6	3%	40	20%	70	35%	81	41%
Repo of faculty with students	198	4.08	1	1%	7	4%	39	20%	79	40%	72	36%
Mechanism for effective implementations of syllabus	198	4.10	1	1%	8	4%	39	20%	72	36%	78	39%
Examination system	198	4.25	1	1%	4	2%	34	17%	64	32%	95	48%
Evaluation system	198	4.19	2	1%	3	2%	35	18%	74	37%	84	42%
Discipline maintained	198	4.28	1	1%	6	3%	32	16%	57	29%	102	52%

OVERALL RATING - 4.19

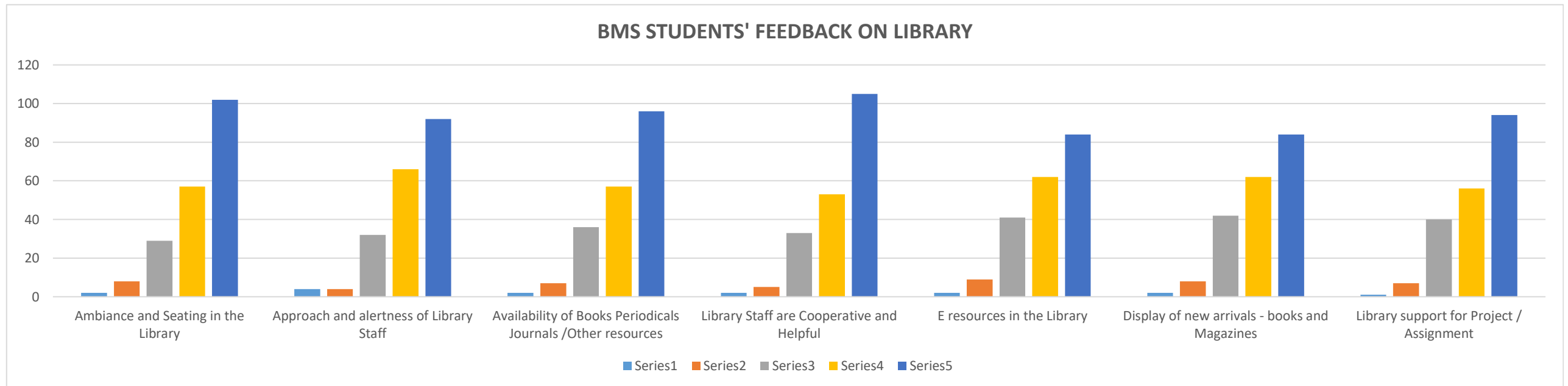


STUDENTS' FEEDBACK ON COLLEGE LIBRARY

Rating on 1 to 5 scale. 1- Poor, 2- Satisfactory, 3-Good, 4-Very Good, 5- Excellent

FEEDBACK ABOUT COLLEGE LIBRARY	No. of Students Responded	Overall Rating	Rating 1		Rating 2		Rating 3		Rating 4		Rating 5	
			Count	%	Count	%	Count	%	Count	%	Count	%
Ambiance and Seating in the Library	198	4.26	2	1%	8	4%	29	15%	57	29%	102	52%
Approach and alertness of Library Staff	198	4.20	4	2%	4	2%	32	16%	66	33%	92	46%
Availability of Books Periodicals Journals /Other resources	198	4.20	2	1%	7	4%	36	18%	57	29%	96	48%
Library Staff are Cooperative and Helpful	198	4.28	2	1%	5	3%	33	17%	53	27%	105	53%
E resources in the Library	198	4.10	2	1%	9	5%	41	21%	62	31%	84	42%
Display of new arrivals - books and Magazines	198	4.10	2	1%	8	4%	42	21%	62	31%	84	42%
Library support for Project / Assignment	198	4.19	1	1%	7	4%	40	20%	56	28%	94	47%

OVERALL RATING - 4.19



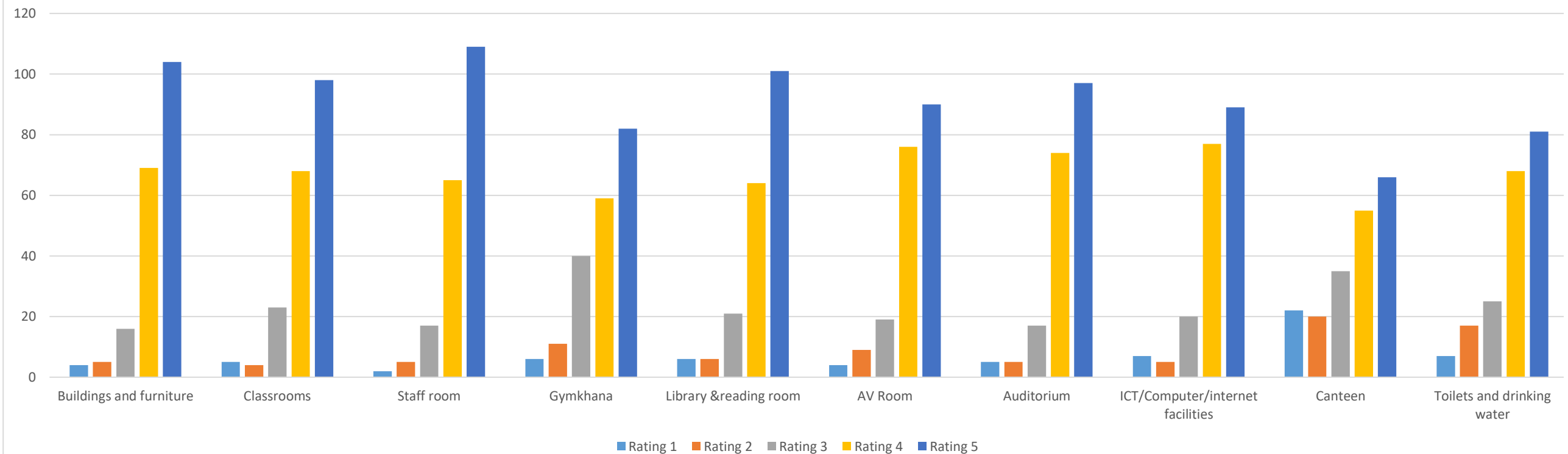
STUDENTS' FEEDBACK ON COLLEGE INFRASTRUCTURE

Rating on 1 to 5 scale. 1- Poor, 2- Satisfactory, 3-Good, 4-Very Good, 5- Excellent

FEEDBACK ABOUT INFRASTRUCTURE	No. of Students Responded	Overall Rating	Rating 1		Rating 2		Rating 3		Rating 4		Rating 5	
			Count	%	Count	%	Count	%	Count	%	Count	%
Buildings and furniture	198	4.33	4	2%	5	3%	16	8%	69	35%	104	53%
Classrooms	198	4.26	5	3%	4	2%	23	12%	68	34%	98	49%
Staff room	198	4.38	2	1%	5	3%	17	9%	65	33%	109	55%
Gymkhana	198	4.01	6	3%	11	6%	40	20%	59	30%	82	41%
Library & reading room	198	4.25	6	3%	6	3%	21	11%	64	32%	101	51%
AV Room	198	4.20	4	2%	9	5%	19	10%	76	38%	90	45%
Auditorium	198	4.28	5	3%	5	3%	17	9%	74	37%	97	49%
ICT/Computer/internet facilities	198	4.19	7	4%	5	3%	20	10%	77	39%	89	45%
Canteen	198	3.62	22	11%	20	10%	35	18%	55	28%	66	33%
Toilets and drinking water	198	4.00	7	4%	17	9%	25	13%	68	34%	81	41%

OVERALL RATING - 4.15

BMS STUDENTS' FEEDBACK ON INFRASTRUCTURE





THE MOGAVEERA VYAVASTHAPAKA MANDALI
MVM Educational Campus
"Creating Quality...Delivering Excellence"
M V Mandali's Colleges of Commerce & Science
NAAC ACCREDITED
 (Affiliated to University of Mumbai)
 (Permanently Unaided Linguistic Minority Institution)
 MVM Educational Campus Road, Off Veera Desai Road, Andheri (West), Mumbai - 400 058
 : 2676 2446 / 5387 | ✉ : degree@mvmeducation.com | www.mvmeducation.com

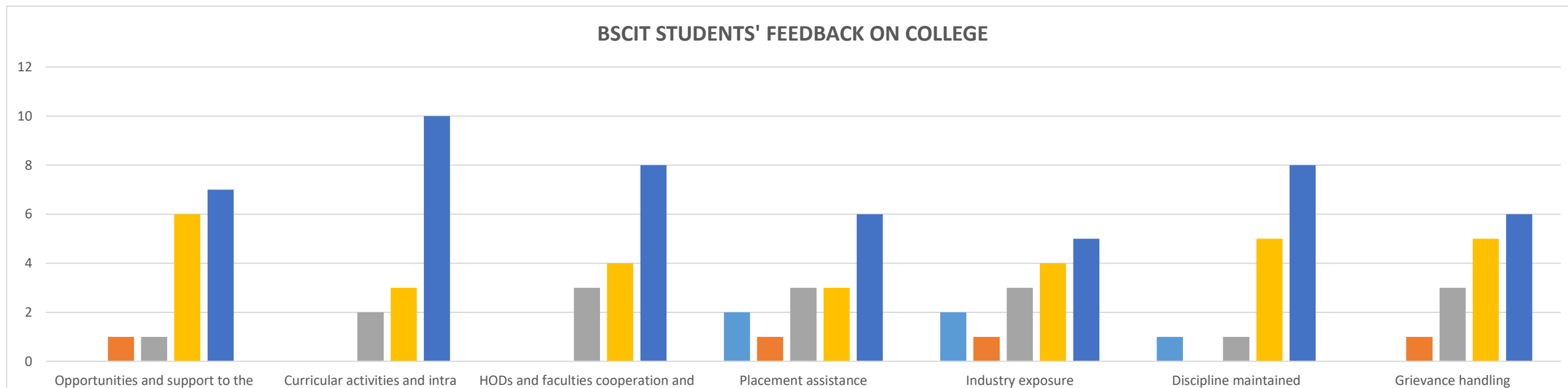
DEPARTMENT OF BACHELOR OF SCIENCE (INFORMATION TECHNOLOGY) [B.Sc.IT.] ACADEMIC YEAR 21-22

STUDENTS' FEEDBACK ON COLLEGE

Rating on 1 to 5 scale. 1- Poor, 2- Satisfactory, 3-Good, 4-Very Good, 5- Excellent

FEEDBACK ON COLLEGE	No. of Students Responded	Overall Rating	Rating 1		Rating 2		Rating 3		Rating 4		Rating 5	
			Count	%	Count	%	Count	%	Count	%	Count	%
Opportunities and support to the students	15	4.27	0	0%	1	7%	1	7%	6	40%	7	47%
Curricular activities and intra collegiate activities	15	4.53	0	0%	0	0%	2	13%	3	20%	10	67%
HODs and faculties cooperation and support	15	4.33	0	0%	0	0%	3	20%	4	27%	8	53%
Placement assistance	15	3.67	2	13%	1	7%	3	20%	3	20%	6	40%
Industry exposure	15	3.60	2	13%	1	7%	3	20%	4	27%	5	33%
Discipline maintained	15	4.27	1	7%	0	0%	1	7%	5	33%	8	53%
Grievance handling	15	4.07	0	0%	1	7%	3	20%	5	33%	6	40%

OVERALL RATING - 4.11

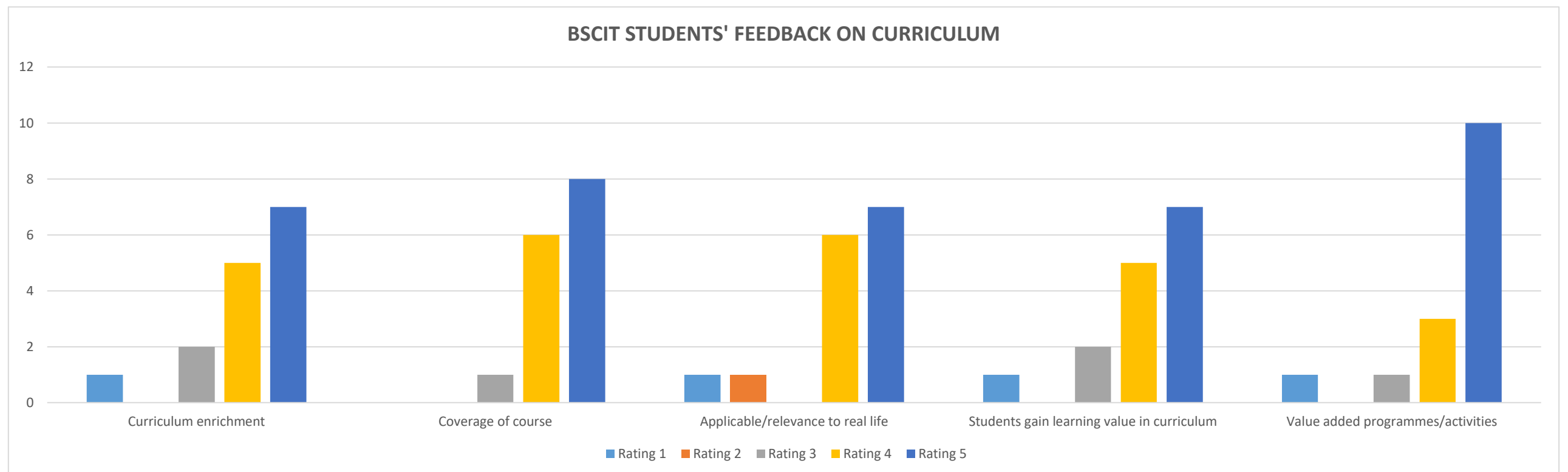


STUDENTS' FEEDBACK ON CURRICULUM

Rating on 1 to 5 scale. 1- Poor, 2- Satisfactory, 3-Good, 4-Very Good, 5- Excellent

FEEDBACK ON CURRICULUM	No. of Students Responded	Overall Rating	Rating 1		Rating 2		Rating 3		Rating 4		Rating 5	
			Count	%	Count	%	Count	%	Count	%	Count	%
Curriculum enrichment	15	4.13	1	7%	0	0%	2	13%	5	33%	7	47%
Coverage of course	15	4.47	0	0%	0	0%	1	7%	6	40%	8	53%
Applicable/relevance to real life	15	4.13	1	7%	1	7%	0	0%	6	40%	7	47%
Students gain learning value in curriculum	15	4.13	1	7%	0	0%	2	13%	5	33%	7	47%
Value added programmes/activities	15	4.40	1	7%	0	0%	1	7%	3	20%	10	67%

OVERALL RATING - 4.25

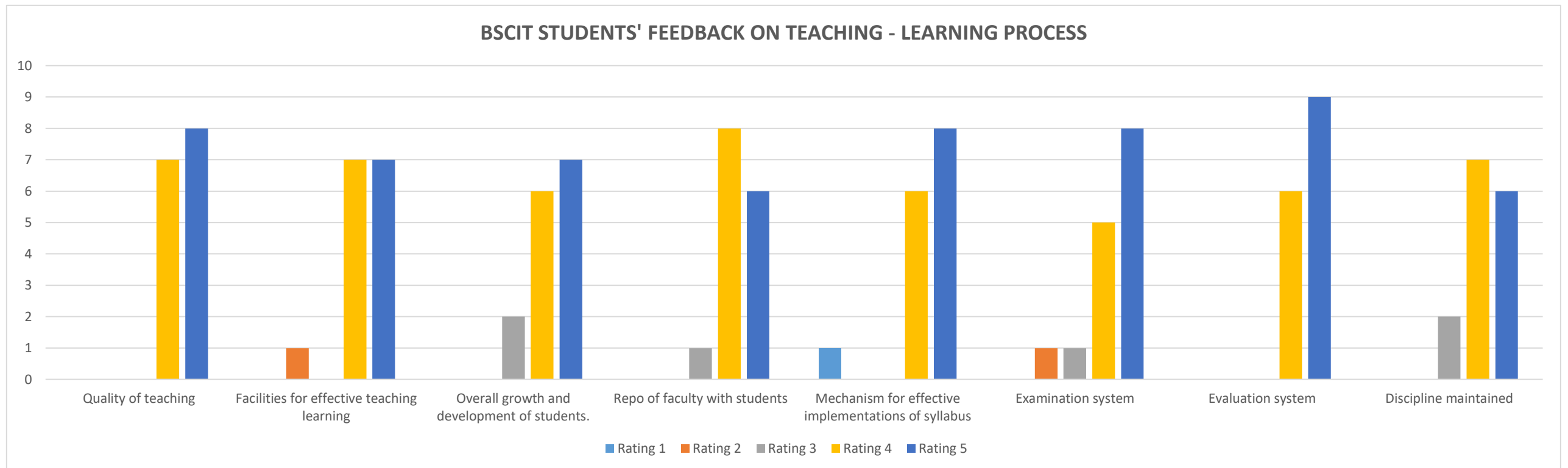


STUDENTS' FEEDBACK ON TEACHING - LEARNING PROCESS

Rating on 1 to 5 scale. 1- Poor, 2- Satisfactory, 3-Good, 4-Very Good, 5- Excellent

FEEDBACK ON TEACHING- LEARNING PROCESS	No. of Students Responded	Overall Rating	Rating 1		Rating 2		Rating 3		Rating 4		Rating 5	
			Count	%	Count	%	Count	%	Count	%	Count	%
Quality of teaching	15	4.53	0	0%	0	0%	0	0%	7	47%	8	53%
Facilities for effective teaching learning	15	4.33	0	0%	1	7%	0	0%	7	47%	7	47%
Overall growth and development of students.	15	4.33	0	0%	0	0%	2	13%	6	40%	7	47%
Repo of faculty with students	15	4.33	0	0%	0	0%	1	7%	8	53%	6	40%
Mechanism for effective implementations of syllabus	15	4.33	1	7%	0	0%	0	0%	6	40%	8	53%
Examination system	15	4.33	0	0%	1	7%	1	7%	5	33%	8	53%
Evaluation system	15	4.60	0	0%	0	0%	0	0%	6	40%	9	60%
Discipline maintained	15	4.27	0	0%	0	0%	2	13%	7	47%	6	40%

OVERALL RATING - 4.38

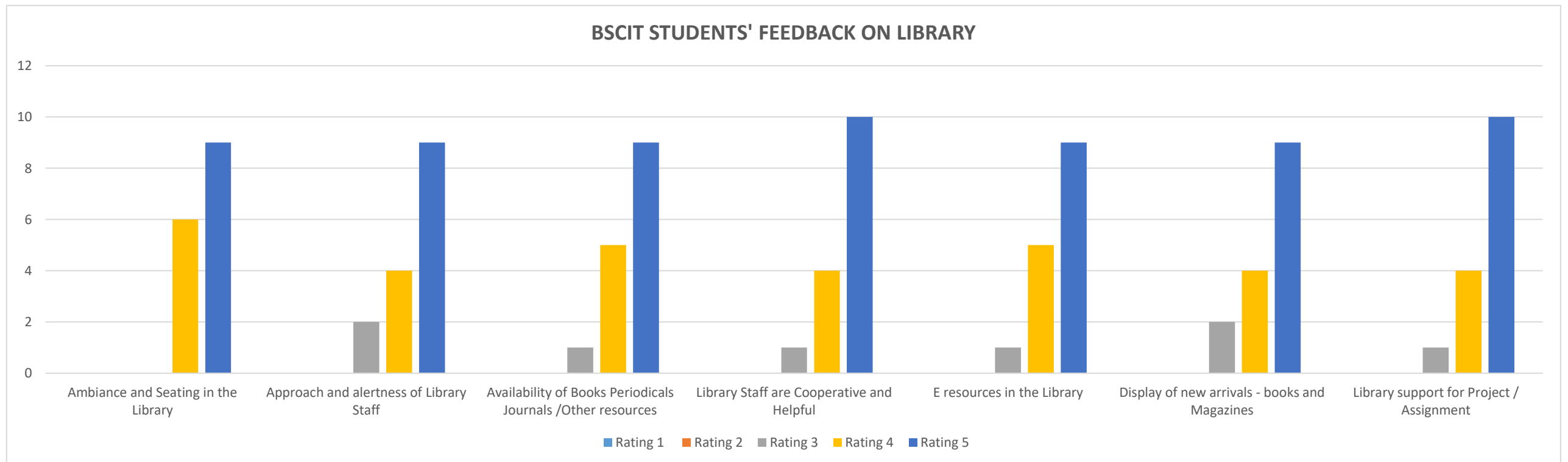


STUDENTS' FEEDBACK ON COLLEGE LIBRARY

Rating on 1 to 5 scale. 1- Poor, 2- Satisfactory, 3-Good, 4-Very Good, 5- Excellent

FEEDBACK ABOUT COLLEGE LIBRARY	No. of Students Responded	Overall Rating	Rating 1		Rating 2		Rating 3		Rating 4		Rating 5	
			Count	%	Count	%	Count	%	Count	%	Count	%
Ambiance and Seating in the Library	15	4.60	0	0%	0	0%	0	0%	6	40%	9	60%
Approach and alertness of Library Staff	15	4.47	0	0%	0	0%	2	13%	4	27%	9	60%
Availability of Books Periodicals Journals /Other resources	15	4.53	0	0%	0	0%	1	7%	5	33%	9	60%
Library Staff are Cooperative and Helpful	15	4.60	0	0%	0	0%	1	7%	4	27%	10	67%
E resources in the Library	15	4.53	0	0%	0	0%	1	7%	5	33%	9	60%
Display of new arrivals - books and Magazines	15	4.47	0	0%	0	0%	2	13%	4	27%	9	60%
Library support for Project / Assignment	15	4.60	0	0%	0	0%	1	7%	4	27%	10	67%

OVERALL RATING - 4.54

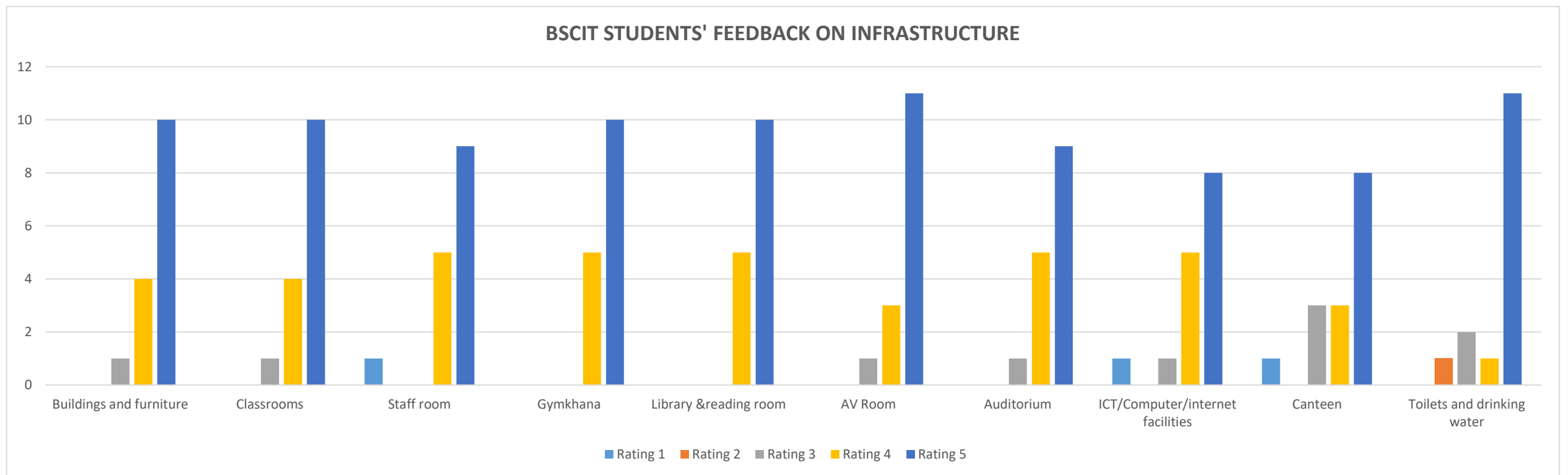


STUDENTS' FEEDBACK ON COLLEGE INFRASTRUCTURE

Rating on 1 to 5 scale. 1- Poor, 2- Satisfactory, 3-Good, 4-Very Good, 5- Excellent

FEEDBACK ABOUT INFRASTRUCTURE	No. of Students Responded	Overall Rating	Rating 1		Rating 2		Rating 3		Rating 4		Rating 5	
			Count	%	Count	%	Count	%	Count	%	Count	%
Buildings and furniture	15	4.60	0	0%	0	0%	1	7%	4	27%	10	67%
Classrooms	15	4.60	0	0%	0	0%	1	7%	4	27%	10	67%
Staff room	15	4.40	1	7%	0	0%	0	0%	5	33%	9	60%
Gymkhana	15	4.67	0	0%	0	0%	0	0%	5	33%	10	67%
Library & reading room	15	4.67	0	0%	0	0%	0	0%	5	33%	10	67%
AV Room	15	4.67	0	0%	0	0%	1	7%	3	20%	11	73%
Auditorium	15	4.53	0	0%	0	0%	1	7%	5	33%	9	60%
ICT/Computer/internet facilities	15	4.27	1	7%	0	0%	1	7%	5	33%	8	53%
Canteen	15	4.13	1	7%	0	0%	3	20%	3	20%	8	53%
Toilets and drinking water	15	4.47	0	0%	1	7%	2	13%	1	7%	11	73%

OVERALL RATING - 4.50





THE MOGAVEERA VYAVASTHAPAKA MANDALI
MVM Educational Campus
"Creating Quality...Delivering Excellence"
M V Mandali's Colleges of Commerce & Science
NAAC ACCREDITED
 (Affiliated to University of Mumbai)
 (Permanently Unaided Linguistic Minority Institution)

MVM Educational Campus Road, Off Veera Desai Road, Andheri (West), Mumbai - 400 058

: 2676 2446 / 5387 | ✉ : degree@mvmeducation.com | www.mvmeducation.com

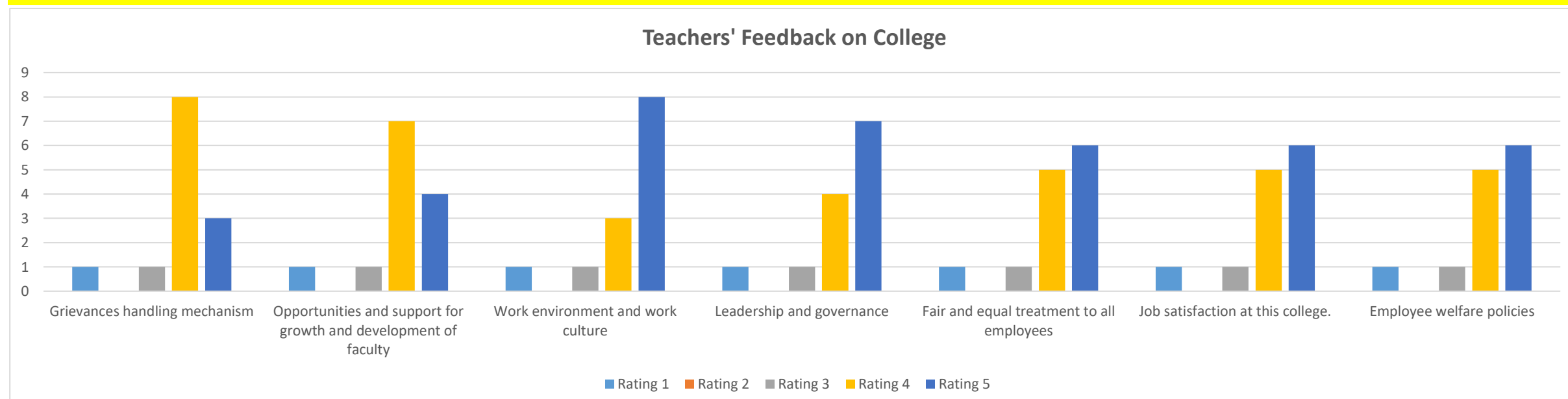
TEACHERS' FEEDBACK ACADEMIC YEAR 2021-22

TEACHERS' FEEDBACK ON COLLEGE

Rating on 1 to 5 scale. 1- Poor, 2- Satisfactory, 3-Good, 4-Very Good, 5- Excellent

FEEDBACK ON COLLEGE	No. of Students Responded	Overall Rating	Rating 1		Rating 2		Rating 3		Rating 4		Rating 5	
			Count	%	Count	%	Count	%	Count	%	Count	%
Grievances handling mechanism	13	3.92	1	8%	0	0%	1	8%	8	62%	3	23%
Opportunities and support for growth and development of faculty	13	4.00	1	8%	0	0%	1	8%	7	54%	4	31%
Work environment and work culture	13	4.31	1	8%	0	0%	1	8%	3	23%	8	62%
Leadership and governance	13	4.23	1	8%	0	0%	1	8%	4	31%	7	54%
Fair and equal treatment to all employees	13	4.15	1	8%	0	0%	1	8%	5	38%	6	46%
Job satisfaction at this college	13	4.15	1	8%	0	0%	1	8%	5	38%	6	46%
Employee welfare policies	13	4.15	1	8%	0	0%	1	8%	5	38%	6	46%

OVERALL RATING - 4.13

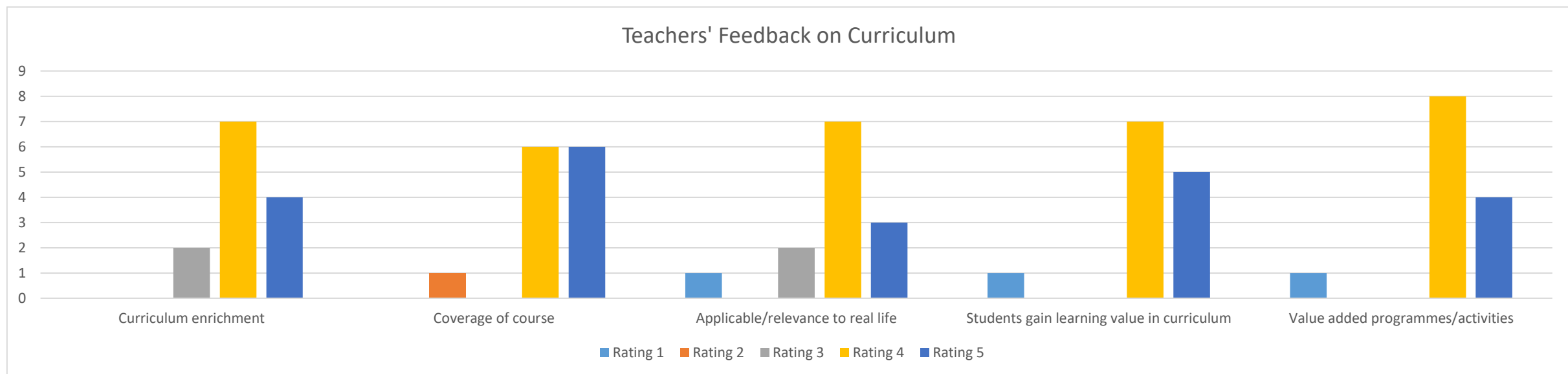


TEACHERS' FEEDBACK ON CURRICULUM

Rating on 1 to 5 scale. 1- Poor, 2- Satisfactory, 3-Good, 4-Very Good, 5- Excellent

FEEDBACK ON CURRICULUM	No. of Students Responded	Overall Rating	Rating 1		Rating 2		Rating 3		Rating 4		Rating 5	
			Count	%	Count	%	Count	%	Count	%	Count	%
Curriculum enrichment	13	4.15	0	0%	0	0%	2	15%	7	54%	4	31%
Coverage of course	13	4.31	0	0%	1	8%	0	0%	6	46%	6	46%
Applicable/relevance to real life	13	3.85	1	8%	0	0%	2	15%	7	54%	3	23%
Students gain learning value in curriculum	13	4.15	1	8%	0	0%	0	0%	7	54%	5	38%
Value added programmes/activities	13	4.08	1	8%	0	0%	0	0%	8	62%	4	31%

OVERALL RATING - 4.11

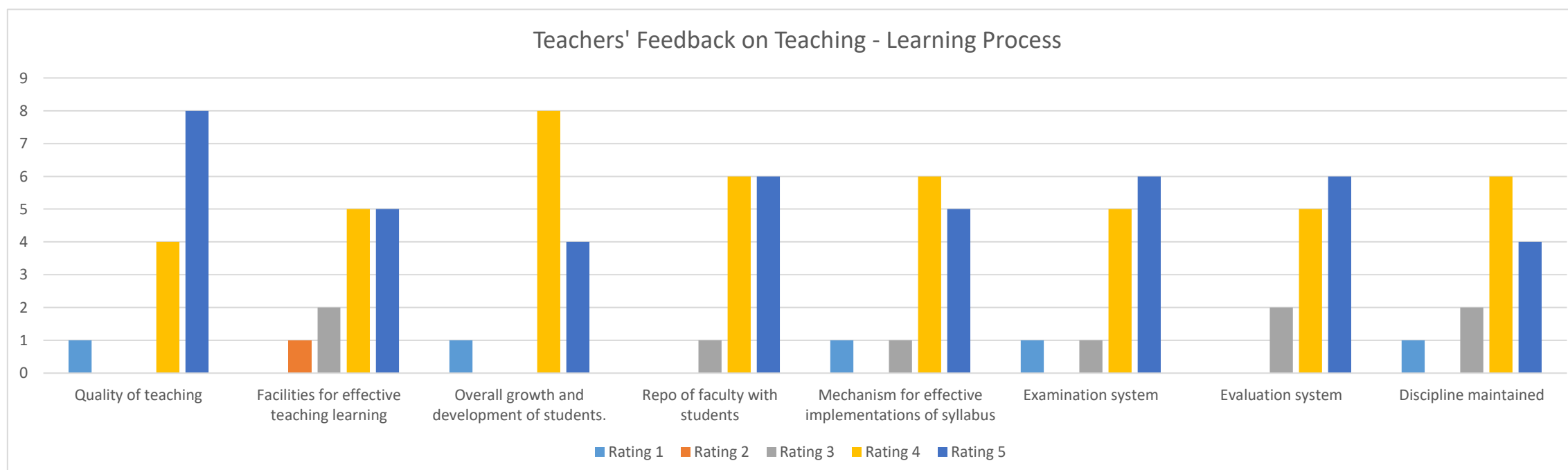


TEACHERS' FEEDBACK ON TEACHING - LEARNING PROCESS

Rating on 1 to 5 scale. 1- Poor, 2- Satisfactory, 3-Good, 4-Very Good, 5- Excellent

FEEDBACK ON TEACHING - LEARNING PROCESS	No. of Students Responded	Overall Rating	Rating 1		Rating 2		Rating 3		Rating 4		Rating 5	
			Count	%	Count	%	Count	%	Count	%	Count	%
Quality of teaching	13	4.38	1	8%	0	0%	0	0%	4	31%	8	62%
Facilities for effective teaching learning	13	4.08	0	0%	1	8%	2	15%	5	38%	5	38%
Overall growth and development of students.	13	4.08	1	8%	0	0%	0	0%	8	62%	4	31%
Repo of faculty with students	13	4.38	0	0%	0	0%	1	8%	6	46%	6	46%
Mechanism for effective implementations of syllabus	13	4.08	1	8%	0	0%	1	8%	6	46%	5	38%
Examination system	13	4.15	1	8%	0	0%	1	8%	5	38%	6	46%
Evaluation system	13	4.31	0	0%	0	0%	2	15%	5	38%	6	46%
Discipline maintained	13	3.92	1	8%	0	0%	2	15%	6	46%	4	31%

OVERALL RATING - 4.17

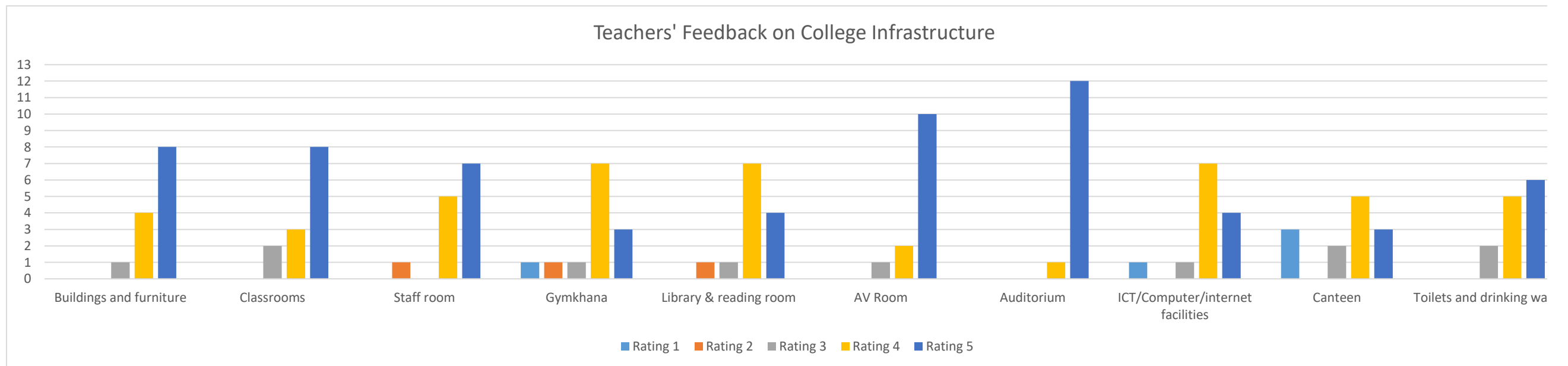


TEACHERS' FEEDBACK ON COLLEGE INFRASTRUCTURE

Rating on 1 to 5 scale. 1- Poor, 2- Satisfactory, 3-Good, 4-Very Good, 5- Excellent

FEEDBACK about infrastructure	No. of Students Responded	Overall Rating	Rating 1		Rating 2		Rating 3		Rating 4		Rating 5	
			Count	%	Count	%	Count	%	Count	%	Count	%
Buildings and furniture	13	4.54	0	0%	0	0%	1	8%	4	31%	8	62%
Classrooms	13	4.46	0	0%	0	0%	2	15%	3	23%	8	62%
Staff room	13	4.38	0	0%	0	0%	0	0%	5	38%	7	54%
Gymkhana	13	3.77	1	8%	1	8%	1	8%	7	54%	3	23%
Library & reading room	13	4.08	0	0%	1	8%	1	8%	7	54%	4	31%
AV Room	13	4.69	0	0%	0	0%	1	8%	2	15%	10	77%
Auditorium	13	4.92	0	0%	0	0%	0	0%	1	8%	12	92%
ICT/Computer/internet facilities	13	4.00	1	8%	0	0%	1	8%	7	54%	4	31%
Canteen	13	3.38	3	23%	1	8%	2	15%	5	38%	3	23%
Toilets and drinking water	13	4.31	0	0%	0	0%	2	15%	5	38%	6	46%

OVERALL RATING - 4.25





THE MOGAVEERA VYAVASTHAPAKA MANDALI
MVM Educational Campus
"Creating Quality...Delivering Excellence"
M V Mandali's Colleges of Commerce & Science
NAAC ACCREDITED
 (Affiliated to University of Mumbai)
 (Permanently Unaided Linguistic Minority Institution)
 MVM Educational Campus Road, Off Veera Desai Road, Andheri (West), Mumbai - 400 058
 : 2676 2446 / 5387 | ✉ : degree@mvmeducation.com | www.mvmeducation.com

DEPARTMENT OF BACHELOR OF COMMERCE (ACCOUNTING AND FINANCE) [B.A.F.]
ACADEMIC YEAR 2021-22

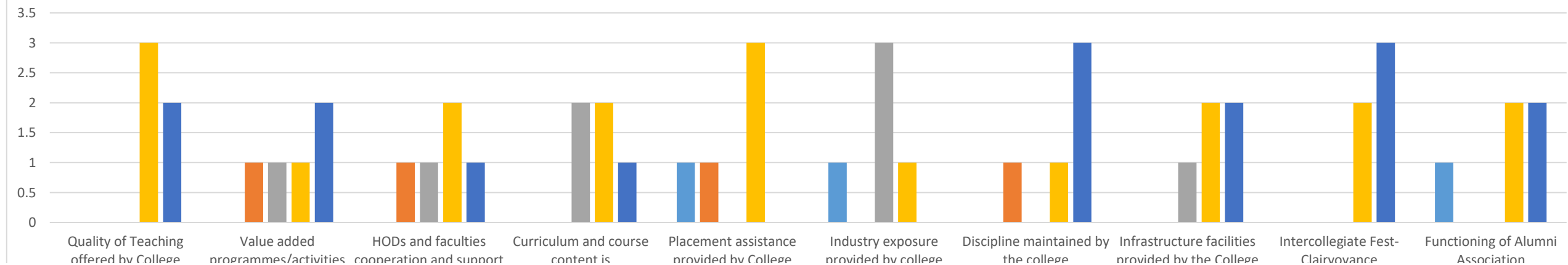
ALUMNIS' FEEDBACK ON COLLEGE

Rating on 1 to 5 scale. 1- Poor, 2- Satisfactory, 3-Good, 4-Very Good, 5- Excellent

FEEDBACK ON COLLEGE	No. of Students Responded	Overall Rating	Rating 1		Rating 2		Rating 3		Rating 4		Rating 5	
			Count	%	Count	%	Count	%	Count	%	Count	%
Quality of Teaching offered by College	5	4.40	0	0%	0	0%	0	0%	3	60%	2	40%
Value added programmes/activities offered by college	5	3.80	0	0%	1	20%	1	20%	1	20%	2	40%
HODs and faculties cooperation and support to students.	5	3.60	0	0%	1	20%	1	20%	2	40%	1	20%
Curriculum and course content is applicable/relevance to real life situations	5	3.80	0	0%	0	0%	2	40%	2	40%	1	20%
Placement assistance provided by College	5	3.00	1	20%	1	20%	0	0%	3	60%	0	0%
Industry exposure provided by college	5	2.80	1	20%	0	0%	3	60%	1	20%	0	0%
Discipline maintained by the college	5	4.20	0	0%	1	20%	0	0%	1	20%	3	60%
Infrastructure facilities provided by the College	5	4.20	0	0%	0	0%	1	20%	2	40%	2	40%
Intercollegiate Fest- Clairvoyance	5	4.60	0	0%	0	0%	0	0%	2	40%	3	60%
Functioning of Alumni Association	5	3.80	1	20%	0	0%	0	0%	2	40%	2	40%

OVERALL RATING - 3.82

BAF ALUMNI FEEDBACK ON COLLEG





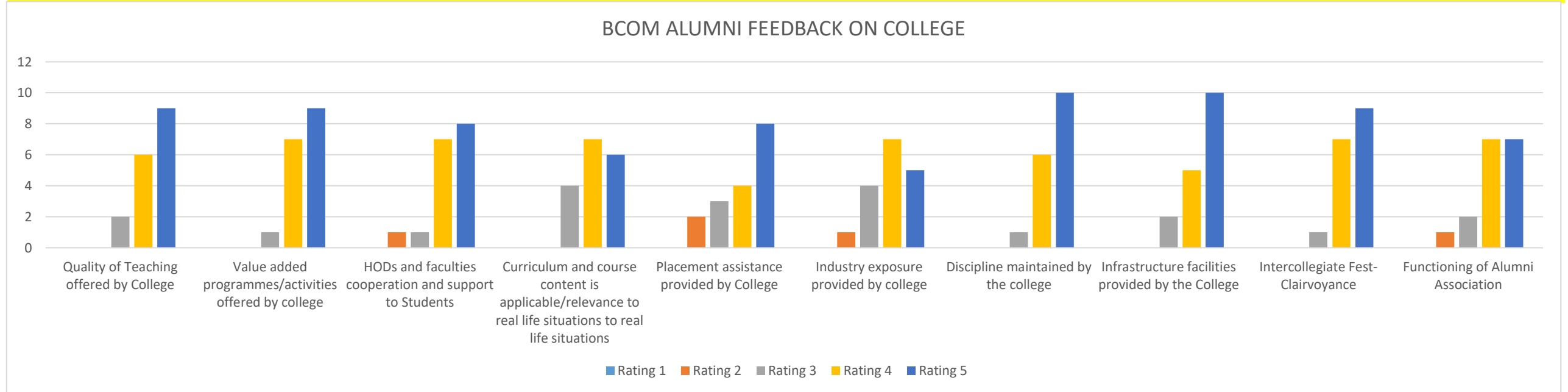
**DEPARTMENT OF BACHELOR OF COMMERCE [B.COM.]
ACADEMIC YEAR 2021-22**

ALUMNIS' FEEDBACK ON COLLEGE

Rating on 1 to 5 scale. 1- Poor, 2- Satisfactory, 3-Good, 4-Very Good, 5- Excellent

FEEDBACK ON COLLEGE	No. of Students Responded	OVERALL RATING	Rating 1		Rating 2		Rating 3		Rating 4		Rating 5	
			Count	%	Count	%	Count	%	Count	%	Count	%
Quality of Teaching offered by College	17	4.41	0	0%	0	0%	2	12%	6	35%	9	53%
Value added programmes/activities offered by college	17	4.47	0	0%	0	0%	1	6%	7	41%	9	53%
HODs and faculties cooperation and support to students.	17	4.29	0	0%	1	6%	1	6%	7	41%	8	47%
Curriculum and course content is applicable/relevance to real life situations	17	4.11	0	0%	0	0%	4	24%	7	41%	6	35%
Placement assistance provided by College	17	4.05	0	0%	2	12%	3	18%	4	24%	8	47%
Industry exposure provided by college	17	3.94	0	0%	1	6%	4	24%	7	41%	5	29%
Discipline maintained by the college	17	4.52	0	0%	0	0%	1	6%	6	35%	10	59%
Infrastructure facilities provided by the College	17	4.47	0	0%	0	0%	2	12%	5	29%	10	59%
Intercollegiate Fest- Clairvoyance	17	4.47	0	0%	0	0%	1	6%	7	41%	9	53%
Functioning of Alumni Association	17	4.17	0	0%	1	6%	2	12%	7	41%	7	41%

OVERALL RATING - 4.29



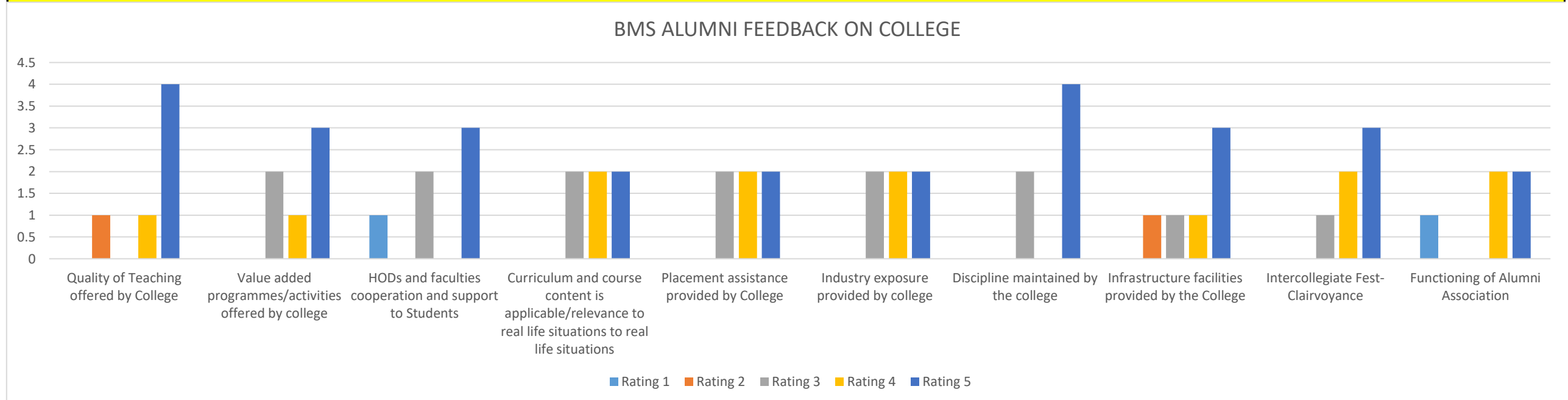
**DEPARTMENT OF BACHELOR OF MANAGEMENT STUDIES [B.M.S]
ACADEMIC YEAR 2021-22**

ALUMNIS' FEEDBACK ON COLLEGE

Rating on 1 to 5 scale. 1- Poor, 2- Satisfactory, 3-Good, 4-Very Good, 5- Excellent

FEEDBACK ON COLLEGE	No. of Students Responded	OVERALL RATING	Rating 1		Rating 2		Rating 3		Rating 4		Rating 5	
			Count	%	Count	%	Count	%	Count	%	Count	%
Quality of Teaching offered by College	6	4.33	0	0%	1	17%	0	0%	1	17%	4	67%
Value added programmes/activities offered by college	6	4.16	0	0%	0	0%	2	33%	1	17%	3	50%
HODs and faculties cooperation and support to students.	6	3.66	1	17%	0	0%	2	33%	0	0%	3	50%
Curriculum and course content is applicable/relevance to real life situations	6	4	0	0%	0	0%	2	33%	2	33%	2	33%
Placement assistance provided by College	6	3.5	0	0%	0	0%	2	33%	2	33%	2	33%
Industry exposure provided by college	6	3.33	0	0%	0	0%	2	33%	2	33%	2	33%
Discipline maintained by the college	6	4.33	0	0%	0	0%	2	33%	0	0%	4	67%
Infrastructure facilities provided by the College	6	4	0	0%	1	17%	1	17%	1	17%	3	50%
Intercollegiate Fest- Clairvoyance	6	4.33	0	0%	0	0%	1	17%	2	33%	3	50%
Functioning of Alumni Association	6	3.33	1	17%	0	0%	0	0%	2	33%	2	33%

OVERALL RATING - 3.897



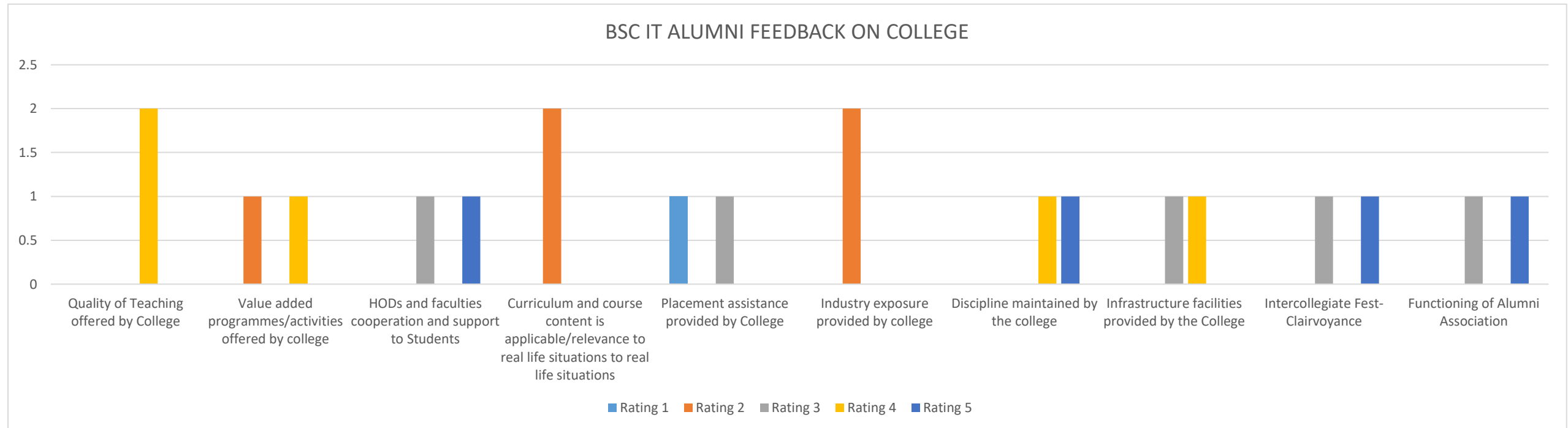
**DEPARTMENT OF BACHELOR INFORMATION TECHNOLOGY [B.Sc.I.T]
ACADEMIC YEAR 2021-22**

ALUMNIS' FEEDBACK ON COLLEGE

Rating on 1 to 5 scale. 1- Poor, 2- Satisfactory, 3-Good, 4-Very Good, 5- Excellent

FEEDBACK ON COLLEGE	No. of Students Responded	OVERALL RATING	Rating 1		Rating 2		Rating 3		Rating 4		Rating 5	
			Count	%	Count	%	Count	%	Count	%	Count	%
Quality of Teaching offered by College	2	4	0	0%	0	0%	0	0%	2	100%	0	0%
Value added programmes/activities offered by college	2	3	0	0%	1	50%	0	0%	1	50%	0	0%
HODs and faculties cooperation and support to students.	2	4	0	0%	0	0%	1	20%	0	0%	1	50%
Curriculum and course content is applicable/relevance to real life situations	2	2	0	0%	2	100%	0	0%	0	0%	0	0%
Placement assistance provided by College	2	2	1	50%	0	0%	1	20%	0	0%	0	0%
Industry exposure provided by college	2	2	0	0%	2	100%	0	0%	0	0%	0	0%
Discipline maintained by the college	2	4.5	0	0%	0	0%	0	0%	1	50%	1	50%
Infrastructure facilities provided by the College	2	3.5	0	0%	0	0%	1	20%	1	50%	0	0%
Intercollegiate Fest- Clairvoyance	2	4	0	0%	0	0%	1	20%	0	0%	1	50%
Functioning of Alumni Association	2	4	0	0%	0	0%	1	20%	0	0%	1	50%

OVERALL RATING - 3.33





THE MOGAVEERA VYAVASTHAPAKA MANDALI
MVM Educational Campus
"Creating Quality...Delivering Excellence"
M V Mandali's Colleges of Commerce & Science
NAAC ACCREDITED
 (Affiliated to University of Mumbai)
 (Permanently Unaided Linguistic Minority Institution)
 MVM Educational Campus Road, Off Veera Desai Road, Andheri (West), Mumbai - 400 058
 : 2676 2446 / 5387 | ✉ : degree@mvmeducation.com | www.mvmeducation.com

DEPARTMENT OF BACHELOR OF COMMERCE (ACCOUNTING AND FINANCE) [B.A.F.]
ACADEMIC YEAR 2021-22

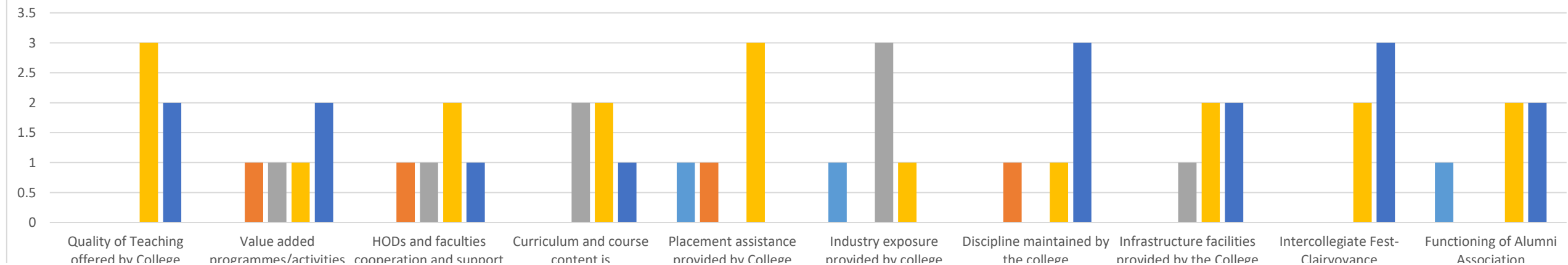
ALUMNIS' FEEDBACK ON COLLEGE

Rating on 1 to 5 scale. 1- Poor, 2- Satisfactory, 3-Good, 4-Very Good, 5- Excellent

FEEDBACK ON COLLEGE	No. of Students Responded	Overall Rating	Rating 1		Rating 2		Rating 3		Rating 4		Rating 5	
			Count	%	Count	%	Count	%	Count	%	Count	%
Quality of Teaching offered by College	5	4.40	0	0%	0	0%	0	0%	3	60%	2	40%
Value added programmes/activities offered by college	5	3.80	0	0%	1	20%	1	20%	1	20%	2	40%
HODs and faculties cooperation and support to students.	5	3.60	0	0%	1	20%	1	20%	2	40%	1	20%
Curriculum and course content is applicable/relevance to real life situations	5	3.80	0	0%	0	0%	2	40%	2	40%	1	20%
Placement assistance provided by College	5	3.00	1	20%	1	20%	0	0%	3	60%	0	0%
Industry exposure provided by college	5	2.80	1	20%	0	0%	3	60%	1	20%	0	0%
Discipline maintained by the college	5	4.20	0	0%	1	20%	0	0%	1	20%	3	60%
Infrastructure facilities provided by the College	5	4.20	0	0%	0	0%	1	20%	2	40%	2	40%
Intercollegiate Fest- Clairvoyance	5	4.60	0	0%	0	0%	0	0%	2	40%	3	60%
Functioning of Alumni Association	5	3.80	1	20%	0	0%	0	0%	2	40%	2	40%

OVERALL RATING - 3.82

BAF ALUMNI FEEDBACK ON COLLEG





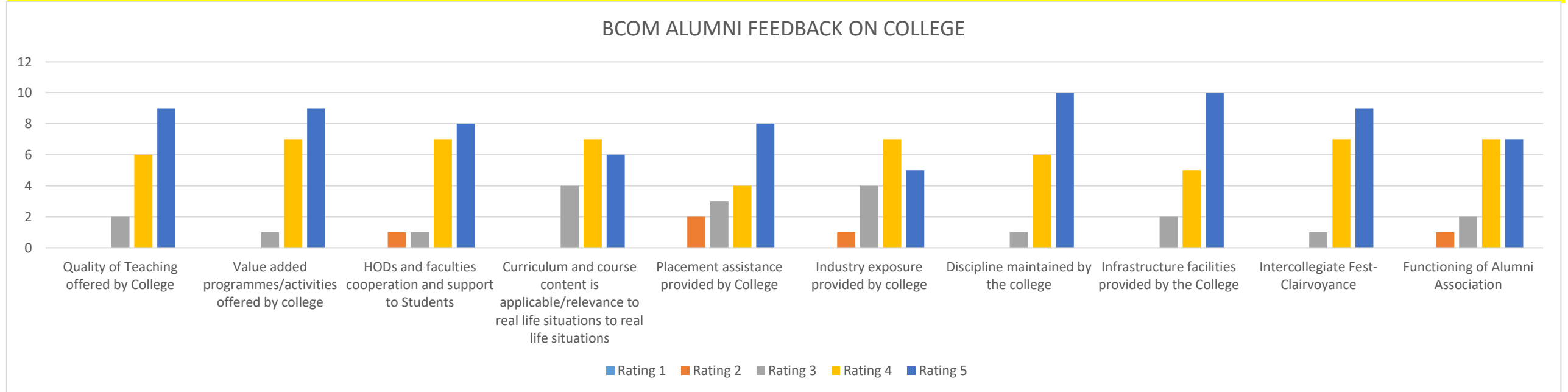
**DEPARTMENT OF BACHELOR OF COMMERCE [B.COM.]
ACADEMIC YEAR 2021-22**

ALUMNIS' FEEDBACK ON COLLEGE

Rating on 1 to 5 scale. 1- Poor, 2- Satisfactory, 3-Good, 4-Very Good, 5- Excellent

FEEDBACK ON COLLEGE	No. of Students Responded	OVERALL RATING	Rating 1		Rating 2		Rating 3		Rating 4		Rating 5	
			Count	%	Count	%	Count	%	Count	%	Count	%
Quality of Teaching offered by College	17	4.41	0	0%	0	0%	2	12%	6	35%	9	53%
Value added programmes/activities offered by college	17	4.47	0	0%	0	0%	1	6%	7	41%	9	53%
HODs and faculties cooperation and support to students.	17	4.29	0	0%	1	6%	1	6%	7	41%	8	47%
Curriculum and course content is applicable/relevance to real life situations	17	4.11	0	0%	0	0%	4	24%	7	41%	6	35%
Placement assistance provided by College	17	4.05	0	0%	2	12%	3	18%	4	24%	8	47%
Industry exposure provided by college	17	3.94	0	0%	1	6%	4	24%	7	41%	5	29%
Discipline maintained by the college	17	4.52	0	0%	0	0%	1	6%	6	35%	10	59%
Infrastructure facilities provided by the College	17	4.47	0	0%	0	0%	2	12%	5	29%	10	59%
Intercollegiate Fest- Clairvoyance	17	4.47	0	0%	0	0%	1	6%	7	41%	9	53%
Functioning of Alumni Association	17	4.17	0	0%	1	6%	2	12%	7	41%	7	41%

OVERALL RATING - 4.29



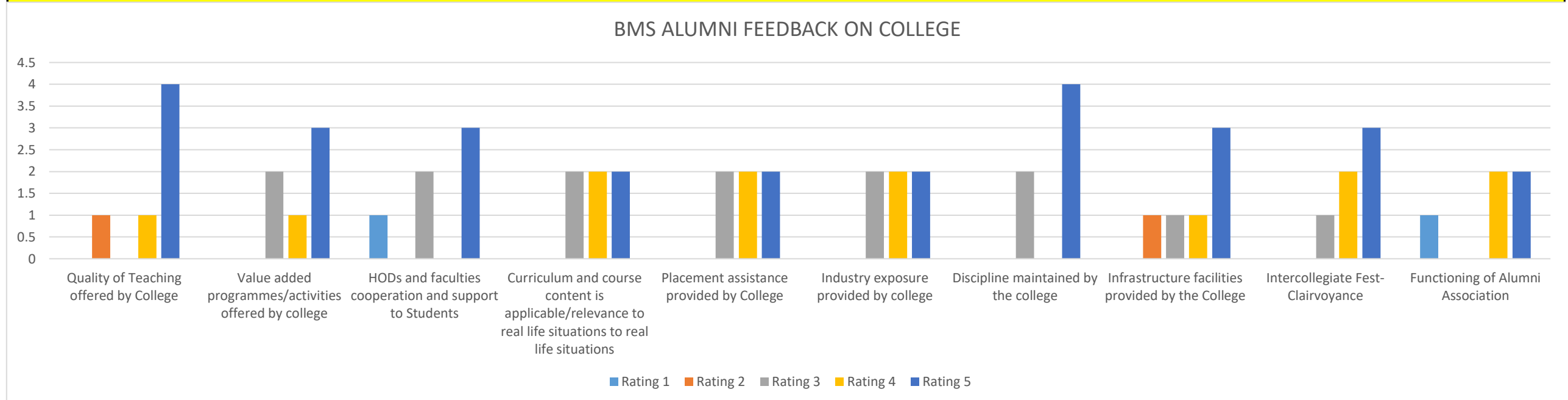
**DEPARTMENT OF BACHELOR OF MANAGEMENT STUDIES [B.M.S]
ACADEMIC YEAR 2021-22**

ALUMNIS' FEEDBACK ON COLLEGE

Rating on 1 to 5 scale. 1- Poor, 2- Satisfactory, 3-Good, 4-Very Good, 5- Excellent

FEEDBACK ON COLLEGE	No. of Students Responded	OVERALL RATING	Rating 1		Rating 2		Rating 3		Rating 4		Rating 5	
			Count	%	Count	%	Count	%	Count	%	Count	%
Quality of Teaching offered by College	6	4.33	0	0%	1	17%	0	0%	1	17%	4	67%
Value added programmes/activities offered by college	6	4.16	0	0%	0	0%	2	33%	1	17%	3	50%
HODs and faculties cooperation and support to students.	6	3.66	1	17%	0	0%	2	33%	0	0%	3	50%
Curriculum and course content is applicable/relevance to real life situations	6	4	0	0%	0	0%	2	33%	2	33%	2	33%
Placement assistance provided by College	6	3.5	0	0%	0	0%	2	33%	2	33%	2	33%
Industry exposure provided by college	6	3.33	0	0%	0	0%	2	33%	2	33%	2	33%
Discipline maintained by the college	6	4.33	0	0%	0	0%	2	33%	0	0%	4	67%
Infrastructure facilities provided by the College	6	4	0	0%	1	17%	1	17%	1	17%	3	50%
Intercollegiate Fest- Clairvoyance	6	4.33	0	0%	0	0%	1	17%	2	33%	3	50%
Functioning of Alumni Association	6	3.33	1	17%	0	0%	0	0%	2	33%	2	33%

OVERALL RATING - 3.897



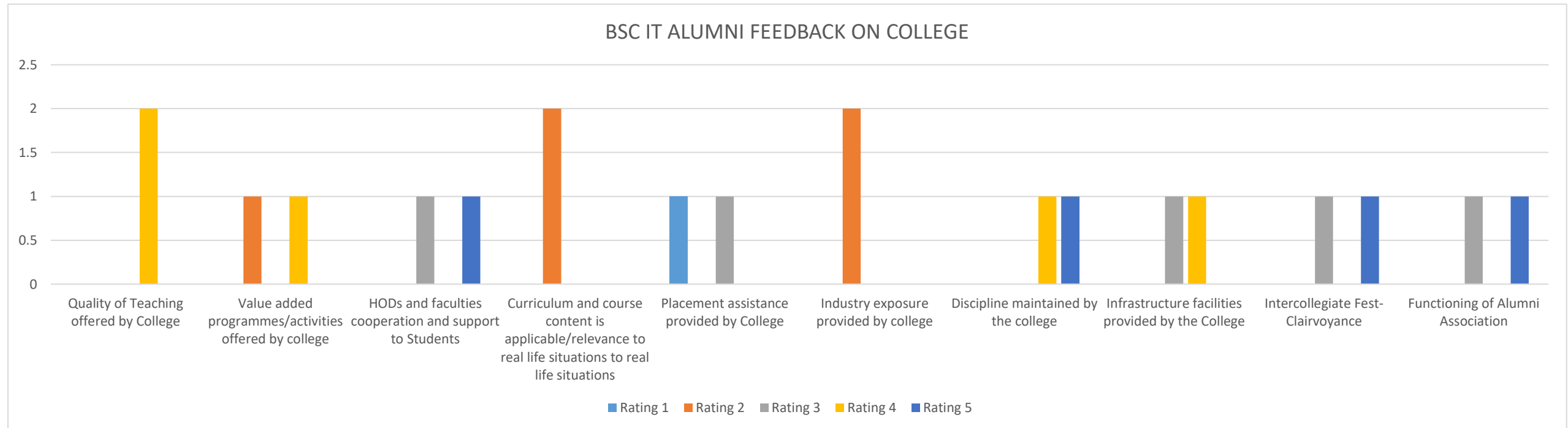
**DEPARTMENT OF BACHELOR INFORMATION TECHNOLOGY [B.Sc.I.T]
ACADEMIC YEAR 2021-22**

ALUMNIS' FEEDBACK ON COLLEGE

Rating on 1 to 5 scale. 1- Poor, 2- Satisfactory, 3-Good, 4-Very Good, 5- Excellent

FEEDBACK ON COLLEGE	No. of Students Responded	OVERALL RATING	Rating 1		Rating 2		Rating 3		Rating 4		Rating 5	
			Count	%	Count	%	Count	%	Count	%	Count	%
Quality of Teaching offered by College	2	4	0	0%	0	0%	0	0%	2	100%	0	0%
Value added programmes/activities offered by college	2	3	0	0%	1	50%	0	0%	1	50%	0	0%
HODs and faculties cooperation and support to students.	2	4	0	0%	0	0%	1	20%	0	0%	1	50%
Curriculum and course content is applicable/relevance to real life situations	2	2	0	0%	2	100%	0	0%	0	0%	0	0%
Placement assistance provided by College	2	2	1	50%	0	0%	1	20%	0	0%	0	0%
Industry exposure provided by college	2	2	0	0%	2	100%	0	0%	0	0%	0	0%
Discipline maintained by the college	2	4.5	0	0%	0	0%	0	0%	1	50%	1	50%
Infrastructure facilities provided by the College	2	3.5	0	0%	0	0%	1	20%	1	50%	0	0%
Intercollegiate Fest- Clairvoyance	2	4	0	0%	0	0%	1	20%	0	0%	1	50%
Functioning of Alumni Association	2	4	0	0%	0	0%	1	20%	0	0%	1	50%

OVERALL RATING - 3.33





THE MOGAVEERA VYAVASTHAPAKA MANDALI
MVM Educational Campus
"Creating Quality...Delivering Excellence"
M V Mandali's Colleges of Commerce & Science
NAAC ACCREDITED
 (Affiliated to University of Mumbai)
 (Permanently Unaided Linguistic Minority Institution)
 MVM Educational Campus Road, Off Veera Desai Road, Andheri (West), Mumbai - 400 058
 ☎ 2676 2446 / 5387 | ✉ degree@mvmeducation.com | www.mvmeducation.com

ACADEMIC YEAR 2021-22

EMPLOYERS' FEEDBACK

Rating on 1 to 5 scale. 1- Poor, 2- Satisfactory, 3-Good, 4-Very Good, 5- Excellent

FEEDBACK	No of Respondents	Overall Rating	Rating 1		Rating 2		Rating 3		Rating 4		Rating 5	
			Count	%	Count	%	Count	%	Count	%	Count	%
General Communication Skills	11	5.0	0	0%	0	0%	0	0%	0	0%	11	5%
Punctuality	11	5.0	0	0%	0	0%	0	0%	0	0%	11	5%
Developing practical Solutions	11	5.0	0	0%	0	0%	0	0%	0	0%	11	5%
Working as part of team	11	5.0	0	0%	0	0%	0	0%	0	0%	11	5%
Creative in response to workplace challenges	11	5.2	0	0%	0	0%	1	0%	1	0%	10	5%
Planning & organizational Skills	11	4.9	0	0%	0	0%	0	0%	1	0%	10	5%
Self-motivation & handling of responsibilities	11	4.9	0	0%	0	0%	0	0%	1	0%	10	5%
Open to new ideas	11	5.2	0	0%	0	0%	1	0%	1	0%	10	5%

FEEDBACK	No of Respondents	Overall Rating	Rating 1		Rating 2		Rating 3		Rating 4		Rating 5	
			Count	%	Count	%	Count	%	Count	%	Count	%
Using technology & workplace environment	11	5.0	0	0%	0	0%	0	0%	0	0%	11	5%
Ability to contribute to the goal of the organization	11	4.1	0	0%	0	0%	0	0%	10	5%	1	0%
Technical knowledge skills	11	4.2	0	0%	0	0%	0	0%	9	4%	2	1%
Innovativeness	11	5.0	0	0%	0	0%	0	0%	0	0%	11	5%
Relationship with seniors/peers/subordinates	11	4.9	0	0%	0	0%	0	0%	0	0%	11	5%
Involvement in social activities	11	5.0	0	0%	0	0%	0	0%	1	0%	10	5%
Ability to take-up extra responsibility	11	4.0	0	0%	0	0%	0	0%	0	0%	11	5%
Obligation to work beyond schedule	11	4.9	0	0%	0	0%	0	0%	11	5%	0	0%

Employer's Feedback

