



THE MOGAVEERA VYAVASTHAPAKA MANDALI
MVM Educational Campus
"Creating Quality...Delivering Excellence"
M V Mandali's Colleges of Commerce & Science
NAAC ACCREDITED
 (Affiliated to University of Mumbai)
 (Permanently Unaided Linguistic Minority Institution)
 MVM Educational Campus Road, Off Veera Desai Road, Andheri (West), Mumbai - 400 058
 ☎ 2676 2446 / 5387 | ✉ degree@mvmeducation.com | www.mvmeducation.com

DEPARTMENT OF BACHELOR OF COMMERCE (MANAGEMENT STUDIES) [B.M.S.]

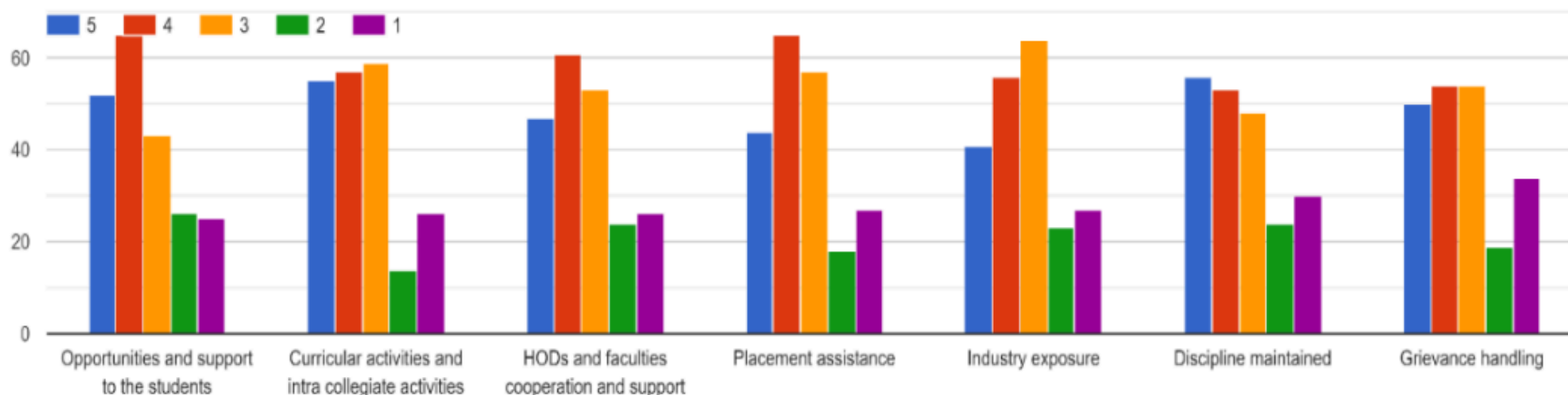
ACADEMIC YEAR 2022-23

STUDENTS' FEEDBACK ON COLLEGE

Rating on 1 to 5 scale. 1- Poor, 2- Satisfactory, 3-Good, 4-Very Good, 5- Excellent

FEEDBACK ON COLLEGE	No of Student Respondents	Overall Rating	Rating 1		Rating 2		Rating 3		Rating 4		Rating 5	
			Count	%	Count	%	Count	%	Count	%	Count	%
Opportunities and Support to the students	67	3.5	5	2%	7	3%	17	8%	22	10%	16	8%
Curricular activities and Intra-collegiate activities	67	3.5	6	3%	4	2%	23	11%	18	29%	16	8%
HODs and faculties cooperation and support	67	3.4	5	2%	9	4%	20	9%	15	7%	18	9%
Placement Assistance	67	3.5	3	1%	6	3%	25	12%	20	9%	13	6%
Industry Exposure	67	3.4	5	2%	9	4%	21	10%	14	7%	18	9%
Discipline maintained	67	3.5	3	1%	6	3%	22	10%	21	10%	15	7%
Grievance Handling	67	3.6	3	1%	6	3%	19	9%	22	10%	17	8%

Feedback on College - Please put tick mark to appropriate response

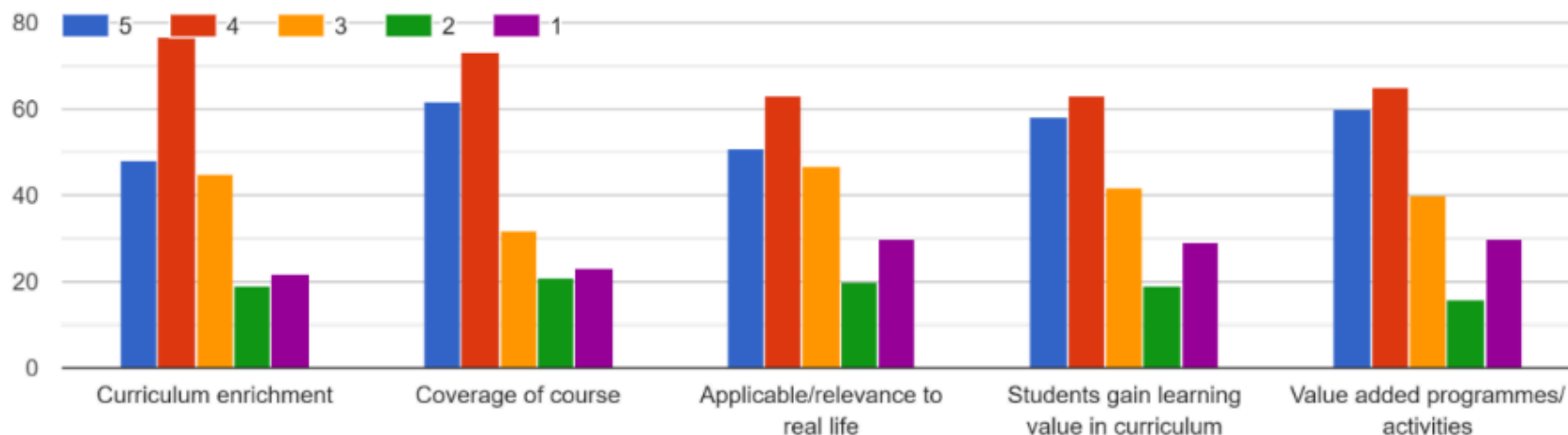


STUDENTS' FEEDBACK ON CURRICULUM

Rating on 1 to 5 scale. 1- Poor, 2- Satisfactory, 3-Good, 4-Very Good, 5- Excellent

FEEDBACK ON CURRICULUM	No of Student Respondents	Overall Rating	Rating 1		Rating 2		Rating 3		Rating 4		Rating 5	
			Count	%	Count	%	Count	%	Count	%	Count	%
Curriculum Enrichment	67	3.7	3	1%	4	2%	17	8 %	29	14%	14	7%
Coverage of Course	67	3.8	3	1%	4	2%	12	6 %	24	11%	21	10%
Applicable or relevance to real life	67	3.6	4	2%	8	4%	16	8 %	20	9%	19	9%
Students gain learning value	67	3.7	4	2%	5	2%	20	9%	15	7%	23	11%
Value- added programs activities	67	3.8	4	2%	6	3%	13	6 %	20	9%	24	11%

FEEDBACK ABOUT CURRICULUM - Please put tick mark to appropriate response



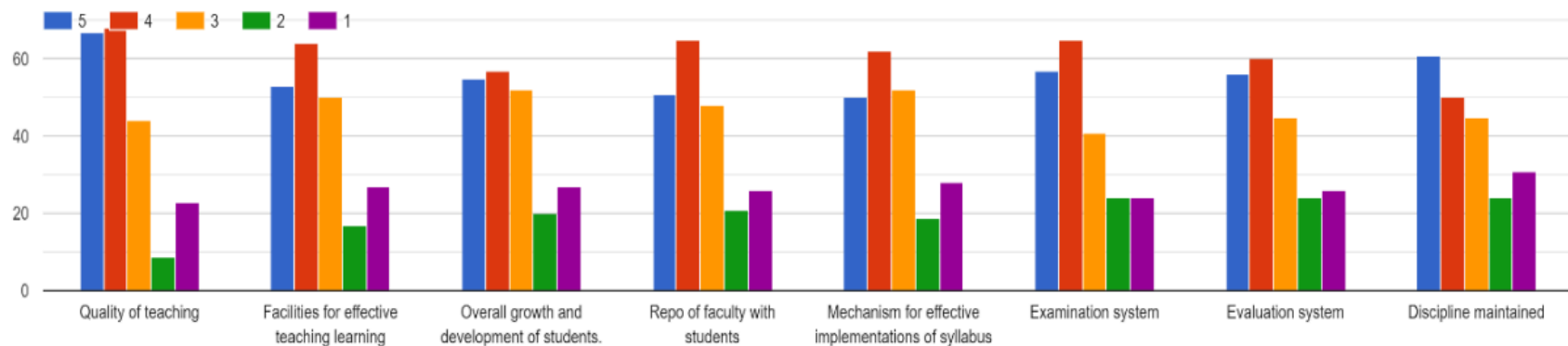
STUDENTS' FEEDBACK ON TEACHING LEARNING PROCESS

Rating on 1 to 5 scale. 1- Poor, 2- Satisfactory, 3-Good, 4-Very Good, 5- Excellent

FEEDBACK ON TEACHING LEARNING PROCESS	No of Student Respondents	Overall Rating	Rating 1		Rating 2		Rating 3		Rating 4		Rating 5	
			Count	%	Count	%	Count	%	Count	%	Count	%
Quality Teaching	67	3.9	4	2%	1	0%	13	6%	28	13%	21	10%
Facilities for effective teaching learning	67	3.6	6	3%	4	2%	15	7%	23	11%	19	9%
Overall growth & development of students	67	3.6	5	2%	4	2%	20	9%	20	9%	18	9%
Repo of faculties with students	67	3.6	5	2%	7	3%	14	7%	20	9%	21	10%

FEEDBACK ON TEACHING LEARNING PROCESS	No of Student Respondents	Overall Rating	Rating 1		Rating 2		Rating 3		Rating 4		Rating 5	
			Count	%	Count	%	Count	%	Count	%	Count	%
Mechanism for effective implementation of syllabus	67	3.6	4	2%	6	3%	17	8%	22	10%	18	9%
Examination System	67	3.7	5	2%	5	2%	9	4%	28	13%	20	9%
Evaluation System	67	3.6	6	3%	4	2%	15	7%	24	11%	18	9%
Discipline maintained	67	3.6	6	3%	6	3%	15	7%	21	10%	19	9%

FEEDBACK ABOUT TEACHING- LEARNING PROCESS - Please put tick mark to appropriate response

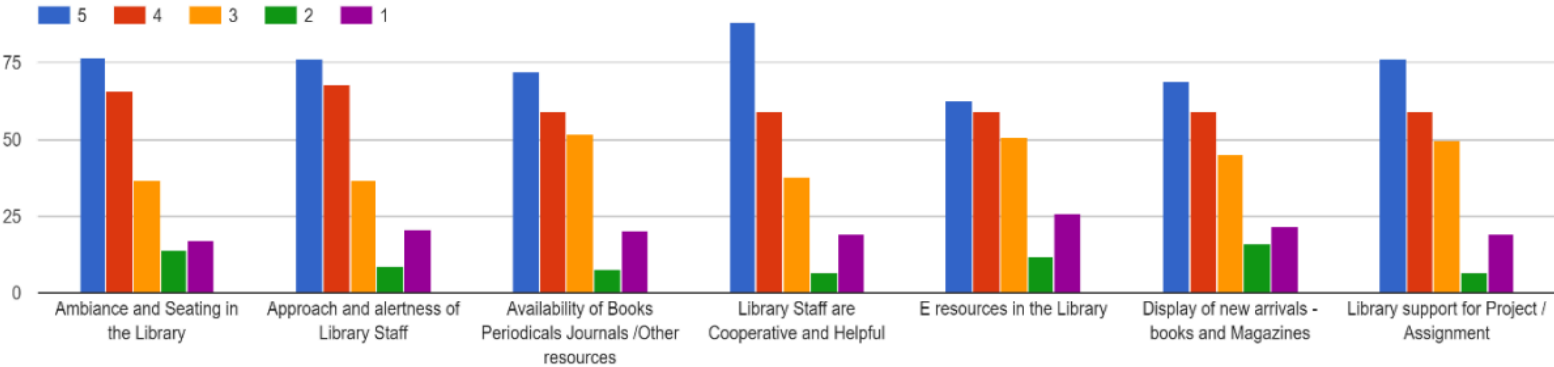


STUDENTS' FEEDBACK ON COLLEGE LIBRARY

Rating on 1 to 5 scale. 1- Poor, 2- Satisfactory, 3-Good, 4-Very Good, 5- Excellent

FEEDBACK ON COLLEGE LIBRARY	No of Student Respondents	Overall Rating	Rating 1		Rating 2		Rating 3		Rating 4		Rating 5	
			Count	%	Count	%	Count	%	Count	%	Count	%
Ambiance and Seating in the Library	67	3.7	6	3%	4	2%	13	6%	20	9%	24	11%
Approach and alertness of Library Staff	67	3.8	6	3%	4	2%	14	7%	15	7%	28	13%
Availability of Books Periodicals Journals /Other resources	67	3.7	5	2%	1	0%	22	10%	15	7%	24	11%
Library Staff are Cooperative and Helpful	67	4.0	4	2%	2	1%	14	7%	16	8%	31	15%
E-Resources in the Library	67	3.5	9	4%	4	2%	17	8%	16	8%	21	10%
Display of new arrivals - books & magazines	67	3.7	6	3%	4	2%	16	8%	19	9%	22	10%
Library support for Project/Assignment	67	3.8	4	2%	1	0%	19	9%	19	9%	24	11%

FEEDBACK ABOUT COLLEGE LIBRARY - Please put tick mark to appropriate response

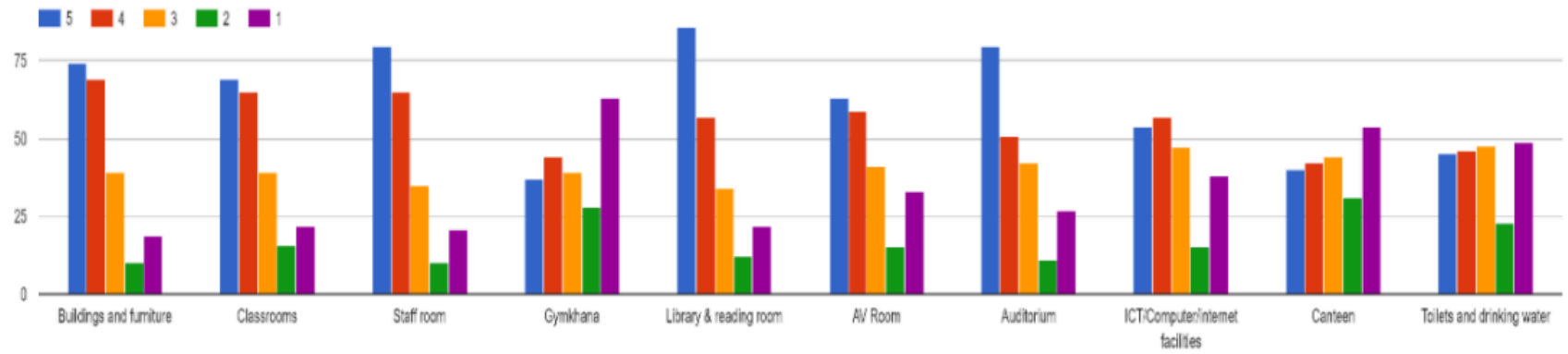


STUDENTS' FEEDBACK ON COLLEGE INFRASTRUCTURE

Rating on 1 to 5 scale. 1- Poor, 2- Satisfactory, 3-Good, 4-Very Good, 5- Excellent

FEEDBACK ON COLLEGE INFRASTRUCTURE	No of Student Respondents	Overall Rating	Rating 1		Rating 2		Rating 3		Rating 4		Rating 5	
			Count	%	Count	%	Count	%	Count	%	Count	%
Buildings & Furniture	67	3.6	5	2%	2	1%	21	10%	21	10%	18	9%
Classrooms	67	3.6	7	3%	5	2%	16	8%	18	9%	21	10%
Staff room	67	3.9	3	1%	4	2%	11	5%	23	11%	26	12%
Gymkhana	67	2.7	19	9%	13	6%	12	6%	9	4%	14	7%
Library & Reading room	67	3.8	5	2%	3	1%	15	7%	17	8%	27	13%
AV Room	67	3.4	9	4%	3	1%	18	9%	20	9%	17	8%
Auditorium	67	3.7	5	2%	3	1%	18	9%	20	9%	21	10%
ICT / Computer/ Internet Facilities	67	3.3	11	5%	4	2%	19	9%	15	7%	18	9%
Canteen	67	2.7	19	9%	12	6%	16	8%	9	4%	11	5%
Toilets & drinking water	67	3.0	17	8%	6	3%	17	8%	9	4%	17	8%

FEEDBACK ABOUT COLLEGE INFRASTRUCTURE - Please put tick mark to appropriate response





THE MOGAVEERA VYAVASTHAPAKA MANDALI
MVM Educational Campus
"Creating Quality...Delivering Excellence"
M V Mandali's Colleges of Commerce & Science
NAAC ACCREDITED
 (Affiliated to University of Mumbai)
 (Permanently Unaided Linguistic Minority Institution)
 MVM Educational Campus Road, Off Veera Desai Road, Andheri (West), Mumbai - 400 058
 ☎ 2676 2446 / 5387 | ✉ degree@mvmeducation.com | www.mvmeducation.com

DEPARTMENT OF BACHELOR OF COMMERCE (ACCOUNTING AND FINANCE) [B.A.F.]

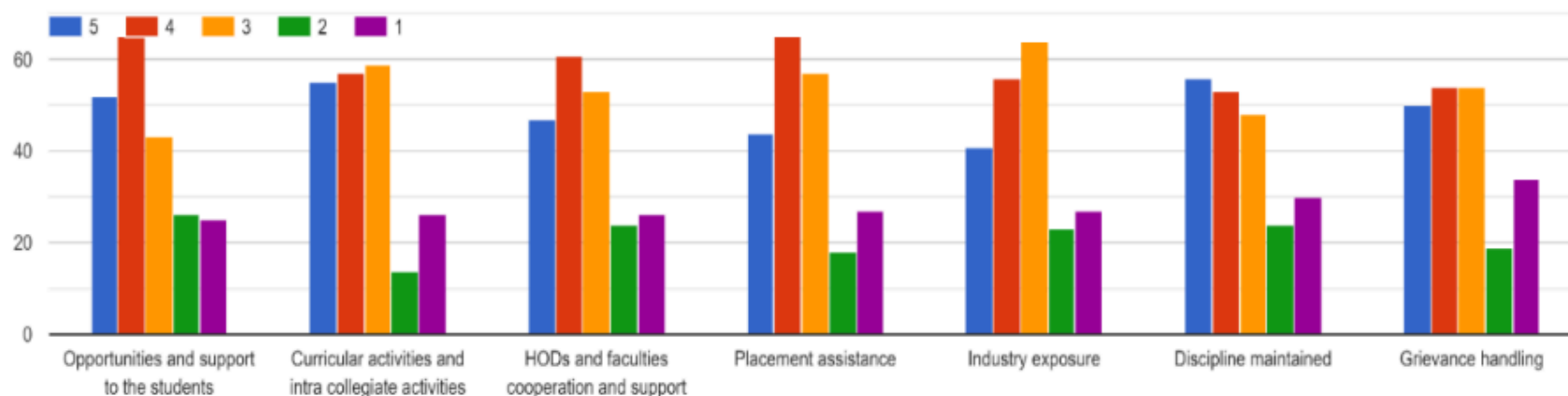
ACADEMIC YEAR 2022-23

STUDENTS' FEEDBACK ON COLLEGE

Rating on 1 to 5 scale. 1- Poor, 2- Satisfactory, 3-Good, 4-Very Good, 5- Excellent

FEEDBACK ON COLLEGE	No of Student Respondents	Overall Rating	Rating 1		Rating 2		Rating 3		Rating 4		Rating 5	
			Count	%	Count	%	Count	%	Count	%	Count	%
Opportunities and Support to the students	42	3.6	2	1%	6	3%	7	4%	17	7%	10	5%
Curricular activities and Intra-collegiate activities	42	3.7	2	1%	2	1%	14	7%	13	6%	11	5%
HODs and faculties cooperation and support	42	3.6	3	1%	5	2%	6	3%	21	11%	7	4%
Placement Assistance	42	3.7	3	1%	1	0%	12	6%	16	8%	12	6%
Industry Exposure	42	3.5	2	1%	6	3%	13	6%	13	6%	8	4%
Discipline maintained	42	3.6	4	2%	4	2%	11	5%	10	5%	13	7%
Grievance Handling	42	3.4	6	3%	2	1%	12	6%	12	6%	10	5%

Feedback on College - Please put tick mark to appropriate response

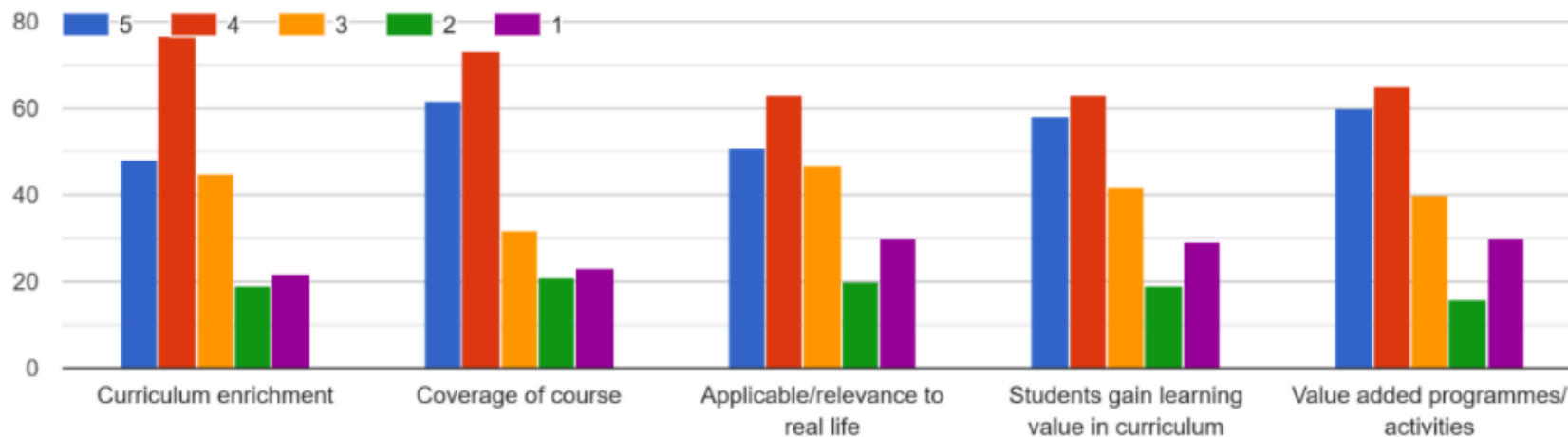


STUDENTS' FEEDBACK ON CURRICULUM

Rating on 1 to 5 scale. 1- Poor, 2- Satisfactory, 3-Good, 4-Very Good, 5- Excellent

FEEDBACK ON CURRICULUM	No of Student Respondents	Overall Rating	Rating 1		Rating 2		Rating 3		Rating 4		Rating 5	
			Count	%	Count	%	Count	%	Count	%	Count	%
Curriculum Enrichment	42	3.8	2	1%	5	2%	6	3%	17	9%	12	6%
Coverage of Course	42	3.8	4	2%	3	1%	6	3%	14	7%	15	7%
Applicable or relevance to real life	42	3.6	4	2%	3	1%	10	5%	15	7%	10	5%
Students gain learning value	42	3.7	4	2%	1	0%	9	4%	17	9%	11	5%
Value- added programs activities	42	3.8	3	1%	3	1%	5	3%	18	9%	13	7%

FEEDBACK ABOUT CURRICULUM - Please put tick mark to appropriate response



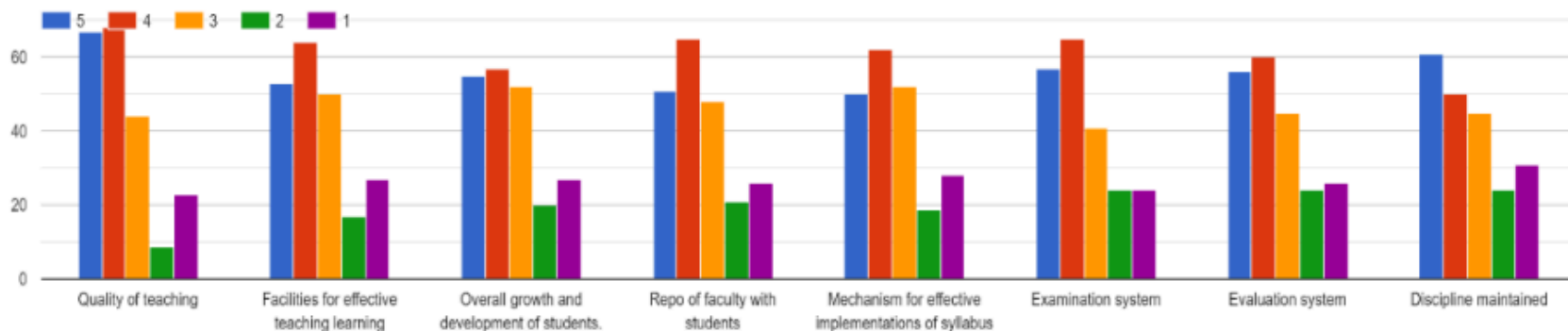
STUDENTS' FEEDBACK ON TEACHING LEARNING PROCESS

Rating on 1 to 5 scale. 1- Poor, 2- Satisfactory, 3-Good, 4-Very Good, 5- Excellent

FEEDBACK ON TEACHING LEARNING PROCESS	No of Student Respondents	Overall Rating	Rating 1		Rating 2		Rating 3		Rating 4		Rating 5	
			Count	%	Count	%	Count	%	Count	%	Count	%
Quality Teaching	42	4.0	1	1%	1	1%	7	4%	17	8%	16	8%
Facilities for effective teaching learning	42	3.8	1	1%	2	1%	9	5%	20	10%	10	5%
Overall growth & development of students	42	3.8	3	1%	2	1%	8	4%	16	8%	13	6%
Repo of faculties with students	42	3.8	3	1%	1	1%	10	5%	16	8%	12	6%

FEEDBACK ON TEACHING LEARNING PROCESS	No of Student Respondents	Overall Rating	Rating 1		Rating 2		Rating 3		Rating 4		Rating 5	
			Count	%	Count	%	Count	%	Count	%	Count	%
Mechanism for effective implementation of syllabus	42	3.8	2	1 %	3	1 %	10	5%	14	7%	13	6%
Examination System	42	3.8	2	1 %	3	1 %	10	5%	12	6%	15	7%
Evaluation System	42	3.8	3	1 %	2	1 %	9	5%	13	6%	15	7%
Discipline maintained	42	3.6	4	2%	3	1 %	11	5%	9	5%	15	7%

FEEDBACK ABOUT TEACHING- LEARNING PROCESS - Please put tick mark to appropriate response

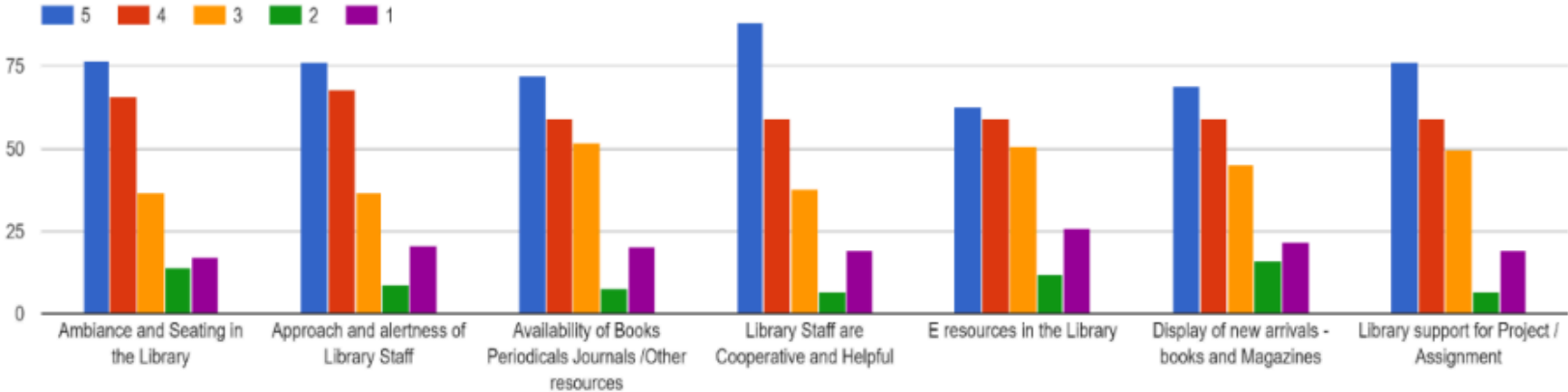


STUDENTS' FEEDBACK ON COLLEGE LIBRARY

Rating on 1 to 5 scale. 1- Poor, 2- Satisfactory, 3-Good, 4-Very Good, 5- Excellent

FEEDBACK ON COLLEGE LIBRARY	No of Student Respondents	Overall Rating	Rating 1		Rating 2		Rating 3		Rating 4		Rating 5	
			Count	%	Count	%	Count	%	Count	%	Count	%
Ambiance and Seating in the Library	42	3.9	1	1%	3	1%	7	4%	16	8%	15	7%
Approach and alertness of Library Staff	42	3.9	1	1%	2	1%	6	3%	21	10%	12	6%
Availability of Books Periodicals Journals /Other resources	42	3.7	3	1%	1	1%	13	6%	12	6%	13	6%
Library Staff are Cooperative and Helpful	42	4.0	2	1%	1	1%	6	3%	16	8%	17	8%
E-Resources in the Library	42	3.8	2	1%	1	1%	14	7%	10	5%	15	7%
Display of new arrivals - books & magazines	42	3.6	3	1%	3	1%	11	5%	14	7%	11	5%
Library support for Project/Assignment	42	4.0	1	1%	1	1%	10	5%	12	6%	18	9%

FEEDBACK ABOUT COLLEGE LIBRARY - Please put tick mark to appropriate response

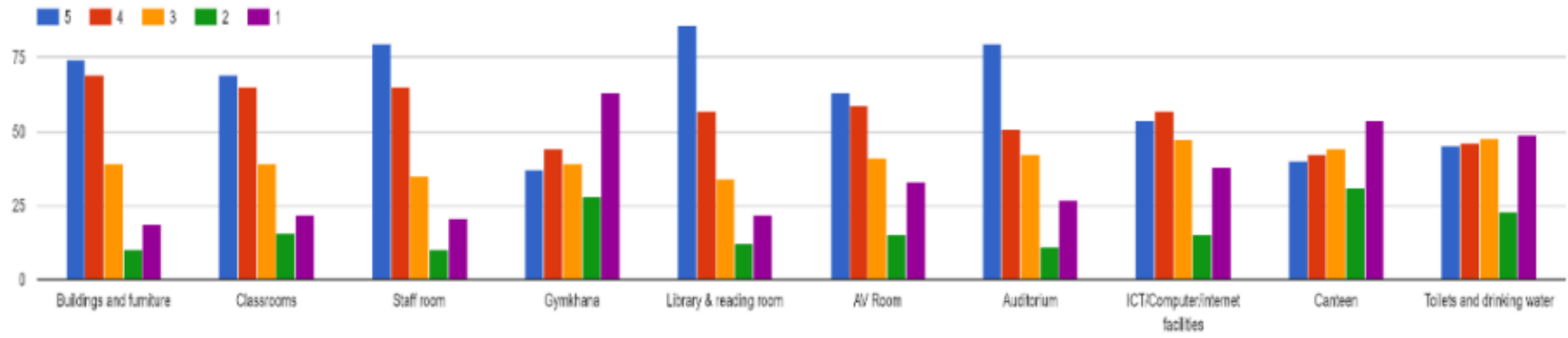


STUDENTS' FEEDBACK ON COLLEGE INFRASTRUCTURE

Rating on 1 to 5 scale. 1- Poor, 2- Satisfactory, 3-Good, 4-Very Good, 5- Excellent

FEEDBACK ON COLLEGE INFRASTRUCTURE	No of Student Respondents	Overall Rating	Rating 1		Rating 2		Rating 3		Rating 4		Rating 5	
			Count	%	Count	%	Count	%	Count	%	Count	%
Buildings & Furniture	42	3.8	4	2%	2	1%	5	2%	15	7%	16	8%
Classrooms	42	3.8	4	2%	3	1%	6	3%	15	7%	14	7%
Staff room	42	3.9	3	1%	1	1%	7	3%	14	7%	17	8%
Gymkhana	42	2.5	17		2	1%	8	4%	13	6%	2	1%
Library & Reading room	42	3.9	3	1%	3	1%	5	2%	15	7%	16	8%
AV Room	42	3.8	4	2%	3	1%	6	3%	15	7%	16	8%
Auditorium	42	3.9	3	1%	2	1%	9	4%	10	5%	18	9%
ICT / Computer/ Internet Facilities	42	3.4	7	3%	3	1%	8	4%	14	7%	10	5%
Canteen	42	3.4	8	4%	2	1%	9	4%	13	6%	10	5%
Toilets & drinking water	42	3.4	9	4%	1	1%	9	4%	13	6%	10	5%

FEEDBACK ABOUT COLLEGE INFRASTRUCTURE - Please put tick mark to appropriate response





THE MOGAVEERA VYAVASTHAPAKA MANDALI
MVM Educational Campus
"Creating Quality...Delivering Excellence"
M V Mandali's Colleges of Commerce & Science
NAAC ACCREDITED
 (Affiliated to University of Mumbai)
 (Permanently Unaided Linguistic Minority Institution)
 MVM Educational Campus Road, Off Veera Desai Road, Andheri (West), Mumbai - 400 058
 ☎ 2676 2446 / 5387 | ✉ degree@mvmeducation.com | www.mvmeducation.com

DEPARTMENT OF BACHELOR OF COMMERCE [B.COM.]

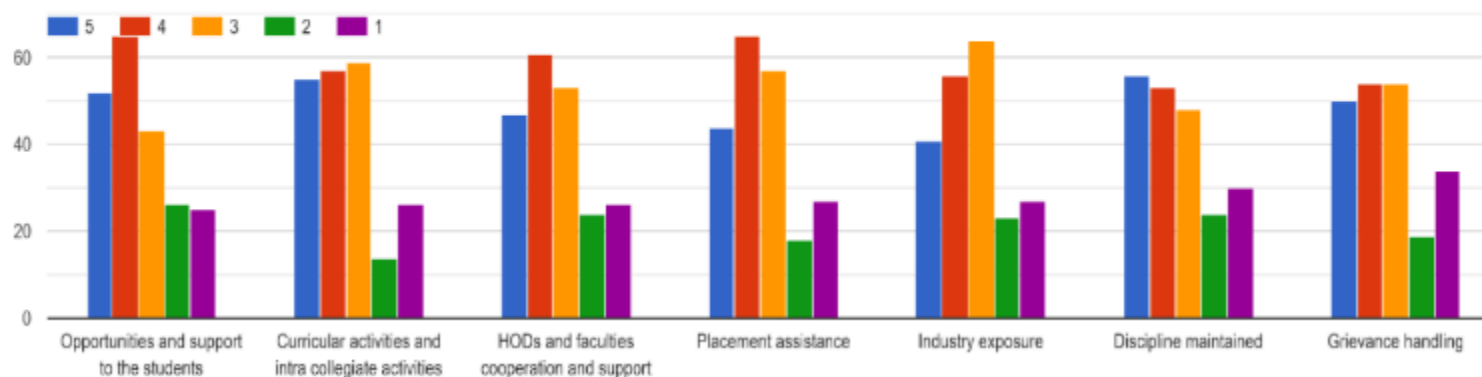
ACADEMIC YEAR 2022-23

STUDENTS' FEEDBACK ON COLLEGE

Rating on 1 to 5 scale. 1- Poor, 2- Satisfactory, 3-Good, 4-Very Good, 5- Excellent

FEEDBACK ON COLLEGE	No of Student Respondents	Overall Rating	Rating 1		Rating 2		Rating 3		Rating 4		Rating 5	
			Count	%	Count	%	Count	%	Count	%	Count	%
Opportunities and Support to the students	62	3.4	6	3%	7	3%	14	7%	18	9%	17	8%
Curricular activities and Intra-collegiate activities	62	3.4	5	2%	7	3%	20	10%	17	8%	13	6%
HODs and faculties cooperation and support	62	3.3	6	3%	8	4%	13	6%	21	10%	14	7%
Placement Assistance	62	3.4	5	2%	5	2%	21	10%	25	12%	6	3%
Industry Exposure	62	3.3	9	4%	8	4%	17	8%	17	8%	11	5%
Discipline maintained	62	3.4	5	2%	5	2%	18	9%	21	10%	13	6%
Grievance Handling	62	3.3	5	2%	7	3%	9	4%	25	12%	16	8%

Feedback on College - Please put tick mark to appropriate response

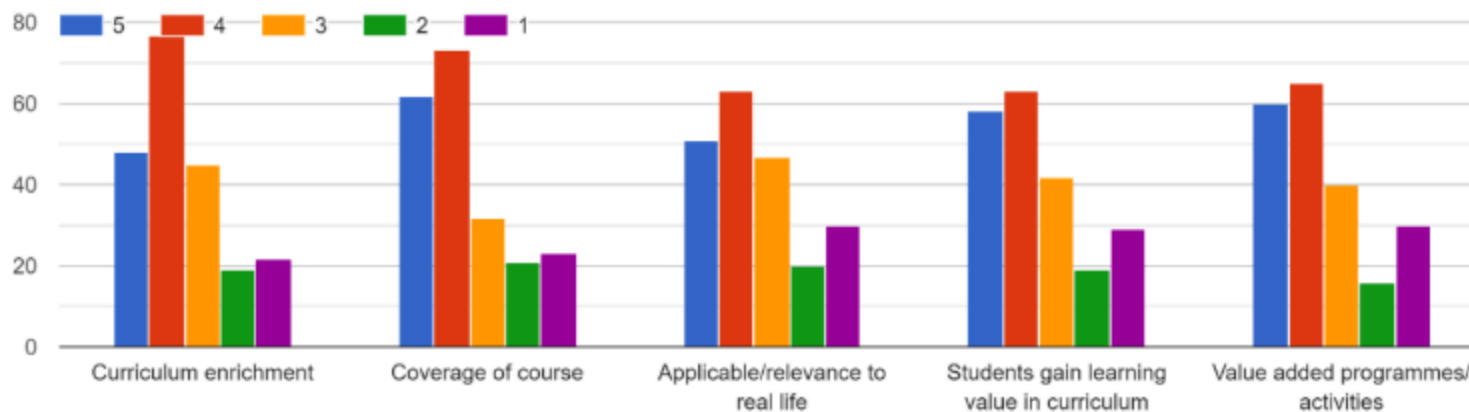


STUDENTS' FEEDBACK ON CURRICULUM

Rating on 1 to 5 scale. 1- Poor, 2- Satisfactory, 3-Good, 4-Very Good, 5- Excellent

FEEDBACK ON CURRICULUM	No of Student Respondents	Overall Rating	Rating 1		Rating 2		Rating 3		Rating 4		Rating 5	
			Count	%	Count	%	Count	%	Count	%	Count	%
Curriculum Enrichment	62	3.5	5	2%	5	2%	18	9%	21	10%	13	6%
Coverage of Course	62	3.6	5	2%	7	3%	9	4%	25	12%	16	8%
Applicable or relevance to real life	62	3.4	7	3%	3	1%	18	9%	21	10%	13	6%
Students gain learning value	62	3.6	9	4%	5	2%	12	6%	20	10%	16	8%
Value- added programs activities	62	3.6	7	3%	6	3%	12	6%	20	10%	17	8%

FEEDBACK ABOUT CURRICULUM - Please put tick mark to appropriate response



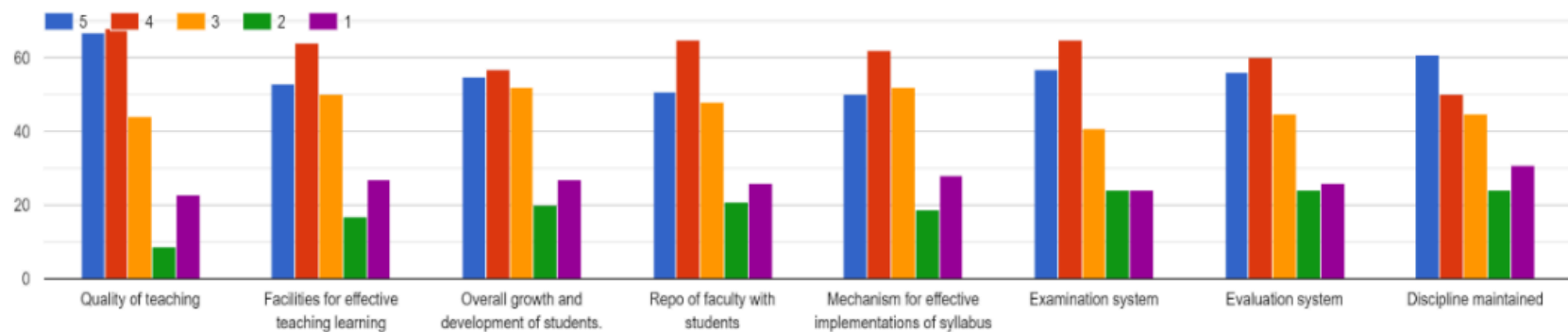
STUDENTS' FEEDBACK ON TEACHING LEARNING PROCESS

Rating on 1 to 5 scale. 1- Poor, 2- Satisfactory, 3-Good, 4-Very Good, 5- Excellent

FEEDBACK ON TEACHING LEARNING PROCESS	No of Student Respondents	Overall Rating	Rating 1		Rating 2		Rating 3		Rating 4		Rating 5	
			Count	%	Count	%	Count	%	Count	%	Count	%
Quality Teaching	62	3.7	8	4%	3	1%	14	7%	16	8%	21	10%
Facilities for effective teaching learning	62	3.5	6	3%	8	4%	50	25%	64	32%	53	26%
Overall growth & development of students	62	3.4	5	2%	8	4%	18	9%	15	7%	16	8%
Repo of faculties with students	62	3.4	8	4%	4	2%	19	8%	20	10%	11	5%
Mechanism for effective implementation of syllabus	62	3.3	8	4%	9	4%	14	7%	15	7%	16	8%

FEEDBACK ON TEACHING LEARNING PROCESS	No of Student Respondents	Overall Rating	Rating 1		Rating 2		Rating 3		Rating 4		Rating 5	
			Count	%	Count	%	Count	%	Count	%	Count	%
Examination System	62	3.5	6	3%	9	4%	15	7%	16	8%	16	8%
Evaluation System	62	3.7	8	4%	9	4%	13	6%	14	7%	18	9%
Discipline maintained	62	3.7	4	2%	3	1%	12	6%	22	11%	21	10%

FEEDBACK ABOUT TEACHING- LEARNING PROCESS - Please put tick mark to appropriate response

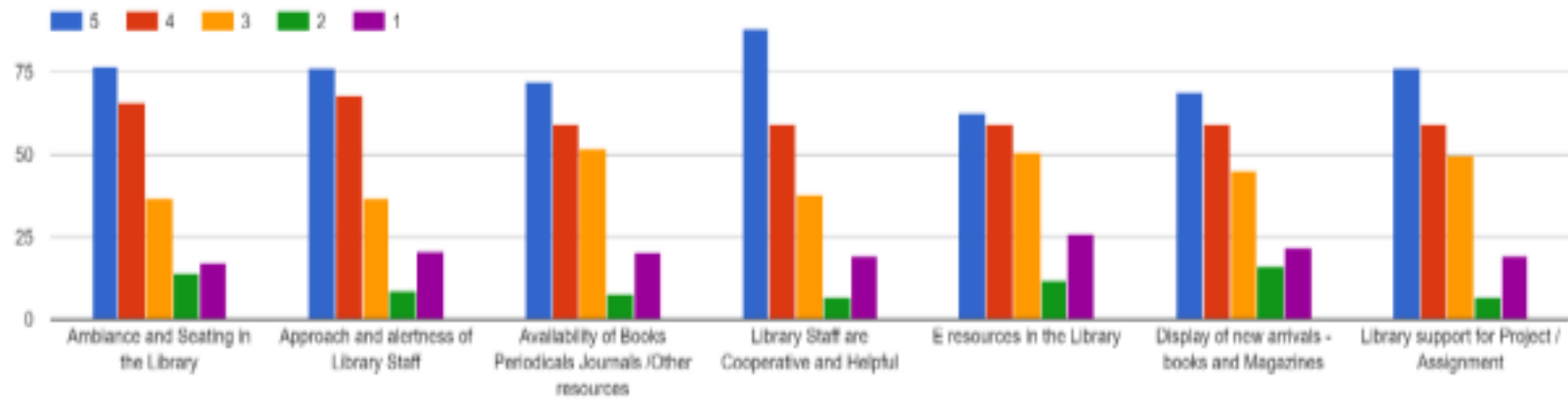


STUDENTS' FEEDBACK ON COLLEGE LIBRARY

Rating on 1 to 5 scale. 1- Poor, 2- Satisfactory, 3-Good, 4-Very Good, 5- Excellent

FEEDBACK ON COLLEGE LIBRARY	No of Student Respondents	Overall Rating	Rating 1		Rating 2		Rating 3		Rating 4		Rating 5	
			Count	%	Count	%	Count	%	Count	%	Count	%
Ambiance and Seating in the Library	62	3.7	7	3%	2	1%	12	6%	22	11%	19	9%
Approach and alertness of Library Staff	62	3.7	5	2%	3	1%	11	5%	23	11%	20	10%
Availability of Books Periodicals Journals /Other resources	62	3.7	7	3%	3	1%	11	5%	17	8%	24	12%
Library Staff are Cooperative and Helpful	62	3.4	6	3%	4	2%	12	6%	21	10%	19	9%
E-Resources in the Library	62	3.4	5	2%	6	3%	11	5%	20	10%	20	10%
Display of new arrivals - books & magazines	62	3.5	5	2%	6	3%	12	6%	24	12%	15	7%
Library support for Project/Assignment	62	3.5	5	2%	5	2%	13	6%	25	12%	14	7%

FEEDBACK ABOUT COLLEGE LIBRARY - Please put tick mark to appropriate response

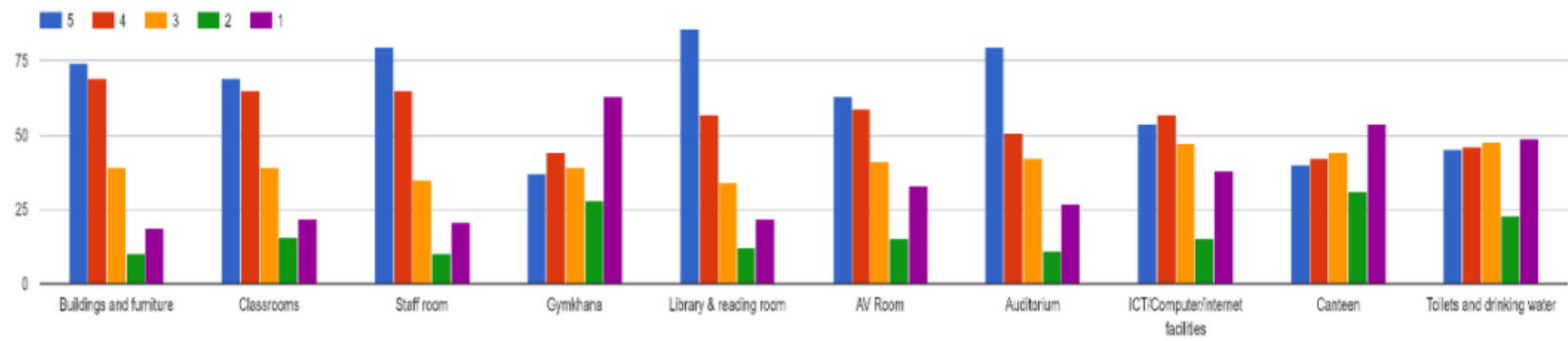


STUDENTS' FEEDBACK ON COLLEGE INFRASTRUCTURE

Rating on 1 to 5 scale. 1- Poor, 2- Satisfactory, 3-Good, 4-Very Good, 5- Excellent

FEEDBACK ON COLLEGE INFRASTRUCTURE	No of Student Respondents	Overall Rating	Rating 1		Rating 2		Rating 3		Rating 4		Rating 5	
			Count	%	Count	%	Count	%	Count	%	Count	%
Buildings & Furniture	62	3.4	9	4%	10	5%	10	5%	12	6%	20	10%
Classrooms	62	3.4	7	3%	9	4%	12	6%	13	6%	20	10%
Staff room	62	3.4	8	4%	8	4%	13	6%	13	6%	20	10%
Gymkhana	62	3.2	9	4%	9	4%	14	7%	20	10%	12	6%
Library & Reading room	62	3.3	7	3%	8	4%	15	7%	20	10%	12	6%
AV Room	62	3.5	6	3%	5	2%	11	5%	15	7%	12	6%
Auditorium	62	3.5	7	3%	3	1%	15	7%	16	8%	12	6%
ICT / Computer/ Internet Facilities	62	3.5	4	2%	5	1%	18	9%	17	8%	12	6%
Canteen	62	3.3	10	5%	7	3%	15	7%	14	7%	16	8%
Toilets & drinking water	62	3.3	7	3%	8	4%	16	8%	16	8%	15	7%

FEEDBACK ABOUT COLLEGE INFRASTRUCTURE - Please put tick mark to appropriate response





THE MOGAVEERA VYAVASTHAPAKA MANDALI
MVM Educational Campus
"Creating Quality...Delivering Excellence"
M V Mandali's Colleges of Commerce & Science
NAAC ACCREDITED
 (Affiliated to University of Mumbai)
 (Permanently Unaided Linguistic Minority Institution)
 MVM Educational Campus Road, Off Veera Desai Road, Andheri (West), Mumbai - 400 058
 ☎ 2676 2446 / 5387 | ✉ degree@mvmeducation.com | www.mvmeducation.com

DEPARTMENT OF BACHELOR OF SCIENCE (INFORMATION TECHNOLOGY [B.SC IT.]

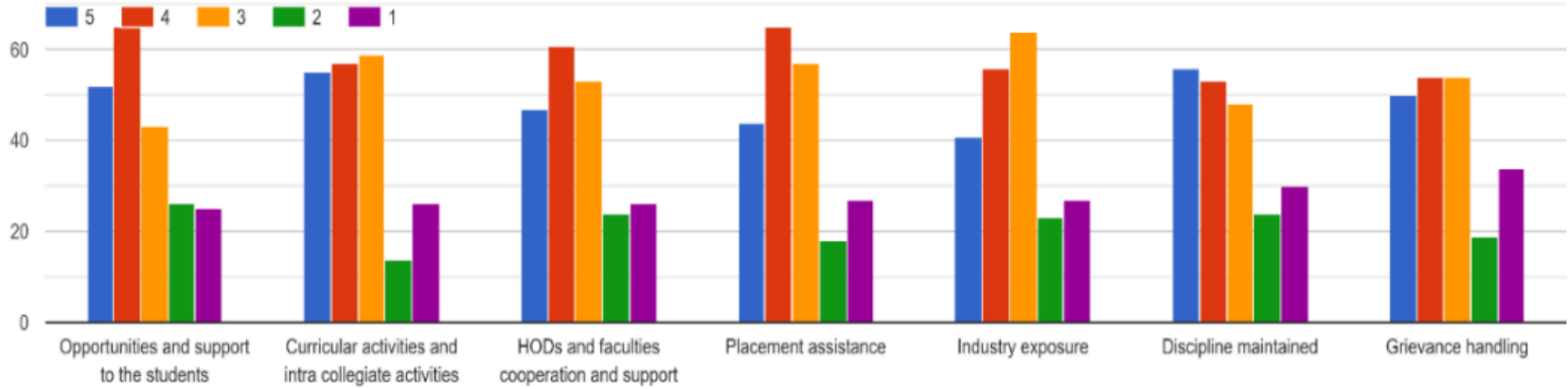
ACADEMIC YEAR 2022-23

STUDENTS' FEEDBACK ON COLLEGE

Rating on 1 to 5 scale. 1- Poor, 2- Satisfactory, 3-Good, 4-Very Good, 5- Excellent

FEEDBACK ON COLLEGE	No of Student Respondents	Overall Rating	Rating 1		Rating 2		Rating 3		Rating 4		Rating 5	
			Count	%	Count	%	Count	%	Count	%	Count	%
Opportunities and Support to the students	31	2.6	12	6%	4	2%	5	2%	4	2%	6	3%
Curricular activities and Intra-collegiate activities	31	2.8	11	5%	2	1%	5	2%	6	3%	7	3%
HODs and faculties cooperation and support	31	2.6	12	6%	3	1%	5	2%	5	2%	6	3%
Placement Assistance	31	2.3	14	7%	3	1%	6	3%	6	3%	2	1%
Industry Exposure	31	2.3	15	7%	2	1%	6	3%	3	1%	5	2%
Discipline maintained	31	2.5	13	6%	4	2%	4	2%	4	2%	6	3%
Grievance Handling	31	2.4	5	2%	2	1%	5	2%	2	1%	7	3%

Feedback on College - Please put tick mark to appropriate response

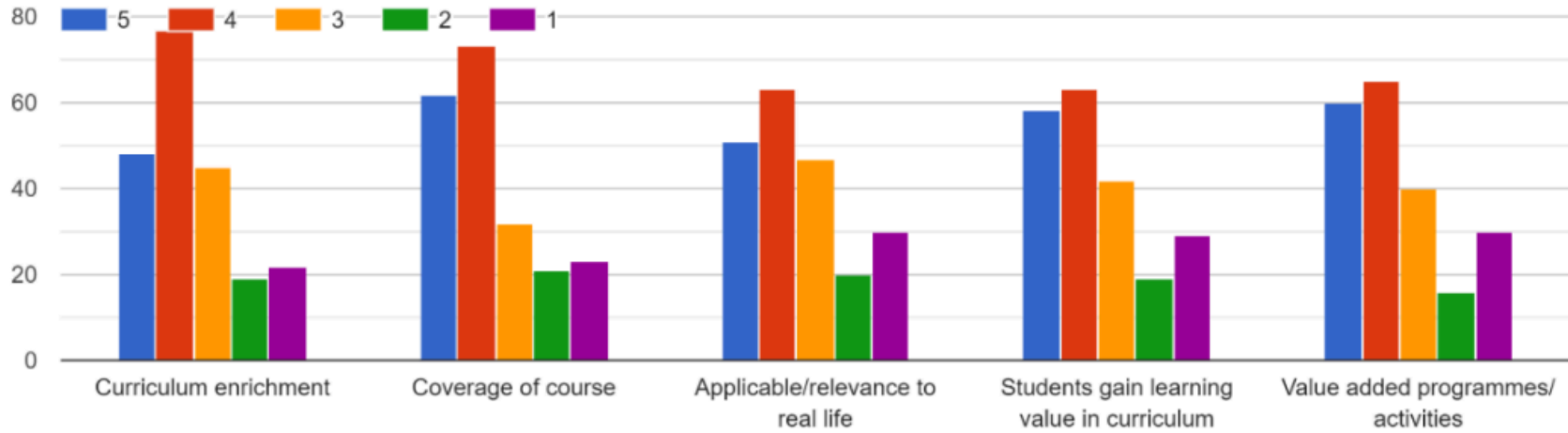


STUDENTS' FEEDBACK ON CURRICULUM

Rating on 1 to 5 scale. 1- Poor, 2- Satisfactory, 3-Good, 4-Very Good, 5- Excellent

FEEDBACK ON CURRICULUM	No of Student Respondents	Overall Rating	Rating 1		Rating 2		Rating 3		Rating 4		Rating 5	
			Count	%	Count	%	Count	%	Count	%	Count	%
Curriculum Enrichment	31	2.6	12	6%	3	1%	4	2%	7	3%	5	2%
Coverage of Course	31	2.5	11	5%	6	3%	4	2%	7	3%	3	1%
Applicable or relevance to real life	31	2.4	13	6%	6	3%	2	1%	5	2%	5	2%
Students gain learning value	31	2.4	12	6%	5	2%	4	2%	7	3%	3	1%
Value- added programs activities	31	2.4	14	7%	2	1%	5	2%	7	3%	3	1%

FEEDBACK ABOUT CURRICULUM - Please put tick mark to appropriate response



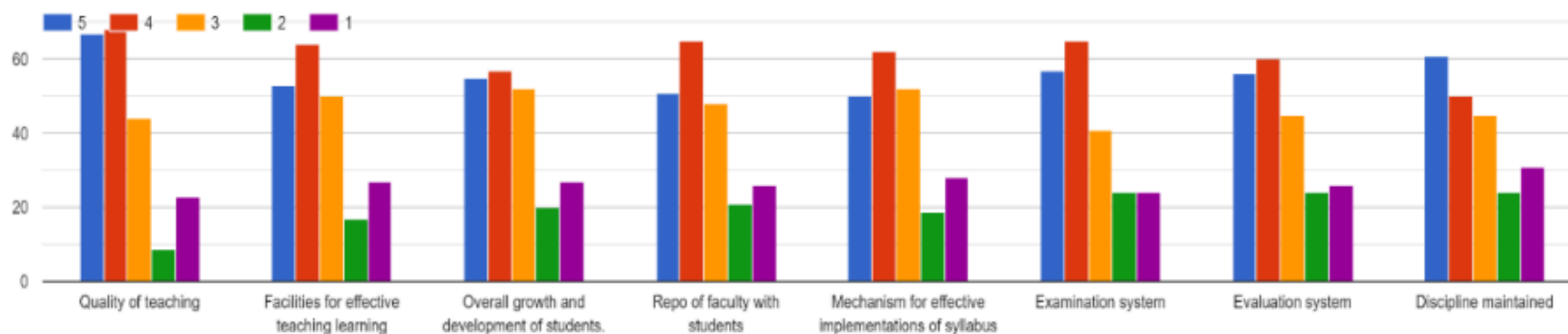
STUDENTS' FEEDBACK ON TEACHING LEARNING PROCESS

Rating on 1 to 5 scale. 1- Poor, 2- Satisfactory, 3-Good, 4-Very Good, 5- Excellent

FEEDBACK ON TEACHING LEARNING PROCESS	No of Student Respondents	Overall Rating	Rating 1		Rating 2		Rating 3		Rating 4		Rating 5	
			Count	%	Count	%	Count	%	Count	%	Count	%
Quality Teaching	31	2.6	10	5%	4	2%	7	3%	6	3%	4	2%
Facilities for effective teaching learning	31	2.4	13	6%	3	1%	8	4%	2	1%	5	2%
Overall growth & development of students	31	2.3	14	7%	4	2%	5	2%	3	1%	5	2%
Repo of faculties with students	31	2.4	12	6%	4	2%	7	3%	6	3%	2	1%

FEEDBACK ON TEACHING LEARNING PROCESS	No of Student Respondents	Overall Rating	Rating 1		Rating 2		Rating 3		Rating 4		Rating 5	
			Count	%	Count	%	Count	%	Count	%	Count	%
Mechanism for effective implementation of syllabus	31	2.3	13	6%	5	2%	5	2%	5	2%	3	1%
Examination System	31	2.6	9	4%	6	3%	6	3%	7	3%	3	1%
Evaluation System	31	2.4	10	5%	8	4%	5	2%	5	2%	3	1%
Discipline maintained	31	2.4	13	6%	4	2%	5	2%	4	2%	5	2%

FEEDBACK ABOUT TEACHING- LEARNING PROCESS - Please put tick mark to appropriate response

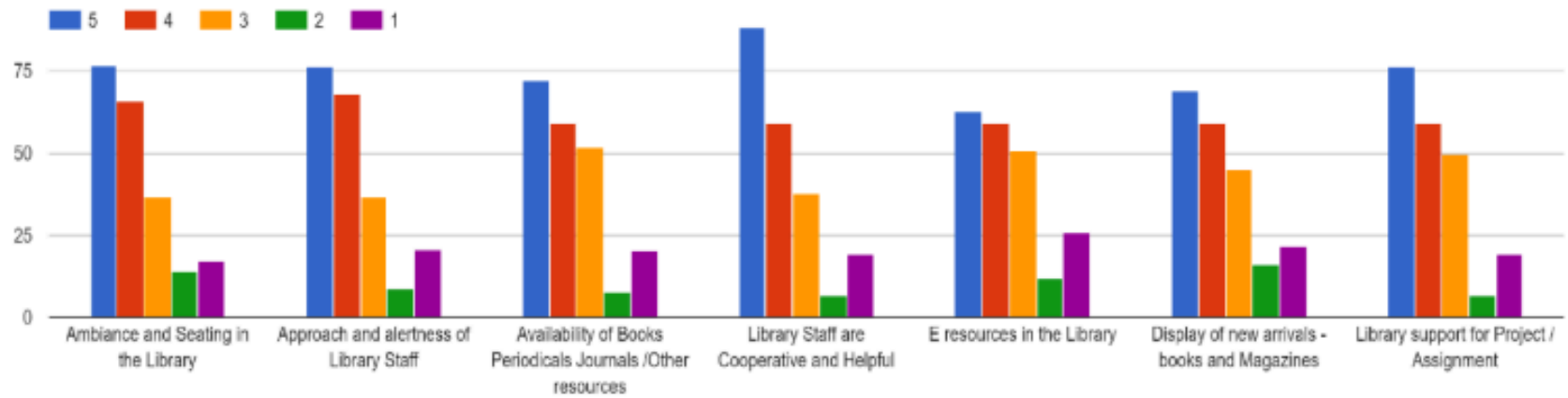


STUDENTS' FEEDBACK ON COLLEGE LIBRARY

Rating on 1 to 5 scale. 1- Poor, 2- Satisfactory, 3-Good, 4-Very Good, 5- Excellent

FEEDBACK ON COLLEGE LIBRARY	No of Student Respondents	Overall Rating	Rating 1		Rating 2		Rating 3		Rating 4		Rating 5	
			Count	%	Count	%	Count	%	Count	%	Count	%
Ambiance and Seating in the Library	31	3.4	6	3%	2	1%	5	2%	7	3%	11	5%
Approach and alertness of Library Staff	31	3.7	6	3%	0	0%	5	2%	6	3%	14	7%
Availability of Books Periodicals Journals /Other resources	31	3.4	6	3%	3	1%	4	2%	7	3%	11	5%
Library Staff are Cooperative and Helpful	31	3.6	6	3%	0	0%	6	3%	7	3%	12	6%
E-Resources in the Library	31	3.0	8		3	1%	7	3%	7	3%	6	3%
Display of new arrivals - books & magazines	31	3.3	7	3%	2	1%	6	3%	6	3%	10	5%
Library support for Project/Assignment	31	3.4	7	3%	1	1%	6	3%	6	3%	11	5%

FEEDBACK ABOUT COLLEGE LIBRARY - Please put tick mark to appropriate response

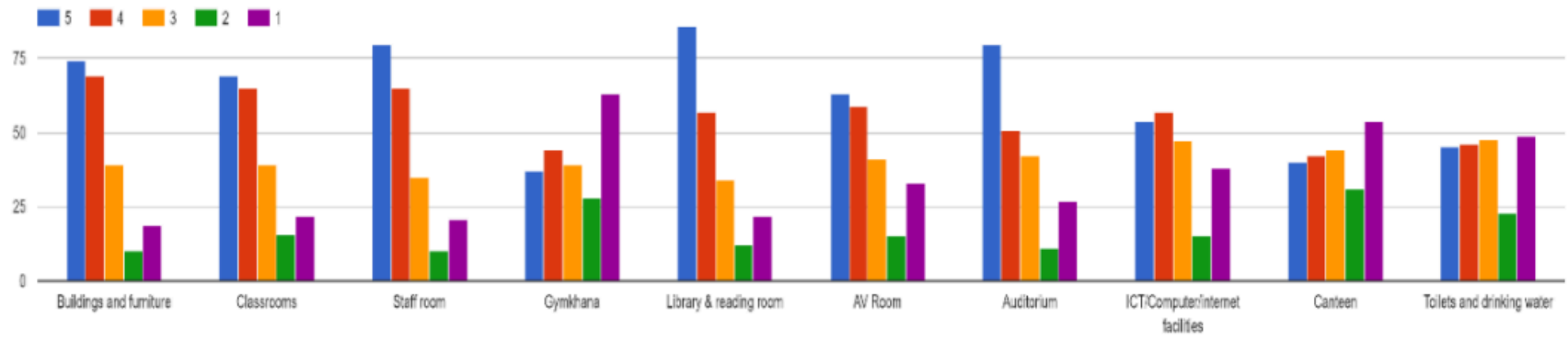


STUDENTS' FEEDBACK ON COLLEGE INFRASTRUCTURE

Rating on 1 to 5 scale. 1- Poor, 2- Satisfactory, 3-Good, 4-Very Good, 5- Excellent

FEEDBACK ON COLLEGE INFRASTRUCTURE	No of Student Respondents	Overall Rating	Rating 1		Rating 2		Rating 3		Rating 4		Rating 5	
			Count	%	Count	%	Count	%	Count	%	Count	%
Buildings & Furniture	31	3.3	7	3%	1	0%	7	3%	6	3%	10	5%
Classrooms	31	3.2	7	3%	0	0%	9	4%	9	4%	6	3%
Staff room	31	3.5	6	3%	0	0%	8	4%	6	3%	11	5%
Gymkhana	31	2.5	14	7%	13	6%	6	3%	6	3%	5	2%
Library & Reading room	31	3.4	5	2%	1	0%	8	4%	5	2%	12	6%
AV Room	31	3.0	9	4%	3	1%	6	3%	4	2%	9	4%
Auditorium	31	3.2	8	4%	3	1%	5	2%	4	2%	11	5%
ICT / Computer/ Internet Facilities	31	2.8	9	4%	3	1%	8	4%	6	3%	5	2%
Canteen	31	2.5	10	5%	5	2%	9	4%	3	1%	4	2%
Toilets & drinking water	31	2.6	10	5%	5	2%	6	3%	5	2%	5	2%

FEEDBACK ABOUT COLLEGE INFRASTRUCTURE - Please put tick mark to appropriate response





THE MOGAVEERA VYAVASTHAPAKA MANDALI
MVM Educational Campus
"Creating Quality...Delivering Excellence"
M V Mandali's Colleges of Commerce & Science
NAAC ACCREDITED
 (Affiliated to University of Mumbai)
 (Permanently Unaided Linguistic Minority Institution)
 MVM Educational Campus Road, Off Veera Desai Road, Andheri (West), Mumbai - 400 058
 ☎ 2676 2446 / 5387 | ✉ degree@mvmeducation.com | www.mvmeducation.com

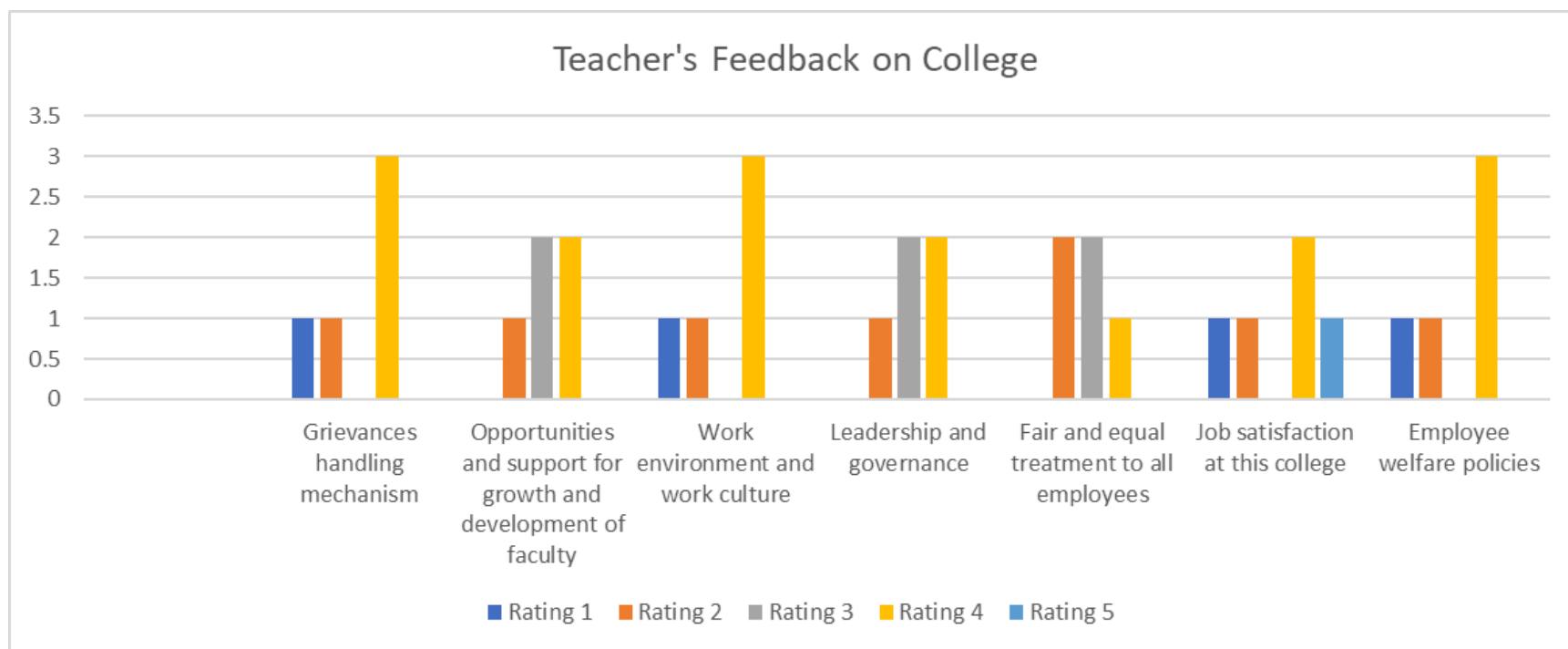
TEACHERS' FEEDBACK

ACADEMIC YEAR 2022-23

TEACHERS' FEEDBACK ON COLLEGE

Rating on 1 to 5 scale. 1- Poor, 2- Satisfactory, 3-Good, 4-Very Good, 5- Excellent

FEEDBACK ON COLLEGE	No of Student Respondents	Overall Rating	Rating 1		Rating 2		Rating 3		Rating 4		Rating 5	
			Count	%	Count	%	Count	%	Count	%	Count	%
Grievances handling mechanism	5	3	1	0%	1	0%	0	0%	3	1%	0	0%
Opportunities and support for growth and development of faculty	5	3.2	0	0%	1	0%	2	1%	2	1%	0	0%
Work environment and work culture	5	3	1	0%	1	0%	0	0%	3	1%	0	0%
Leadership and governance	5	3.2	0	0%	1	0%	2	1%	2	1%	0	0%
Fair and equal treatment to all employees	5	2.8	0	0%	2		2	1%	1	0%	0	0%
Job satisfaction at this college	5	3.2	1	0%	1	0%	0	0%	2	1%	1	0%
Employee welfare policies	5	3.0	1	0%	1	0%	0	0%	3	1%	0	0%

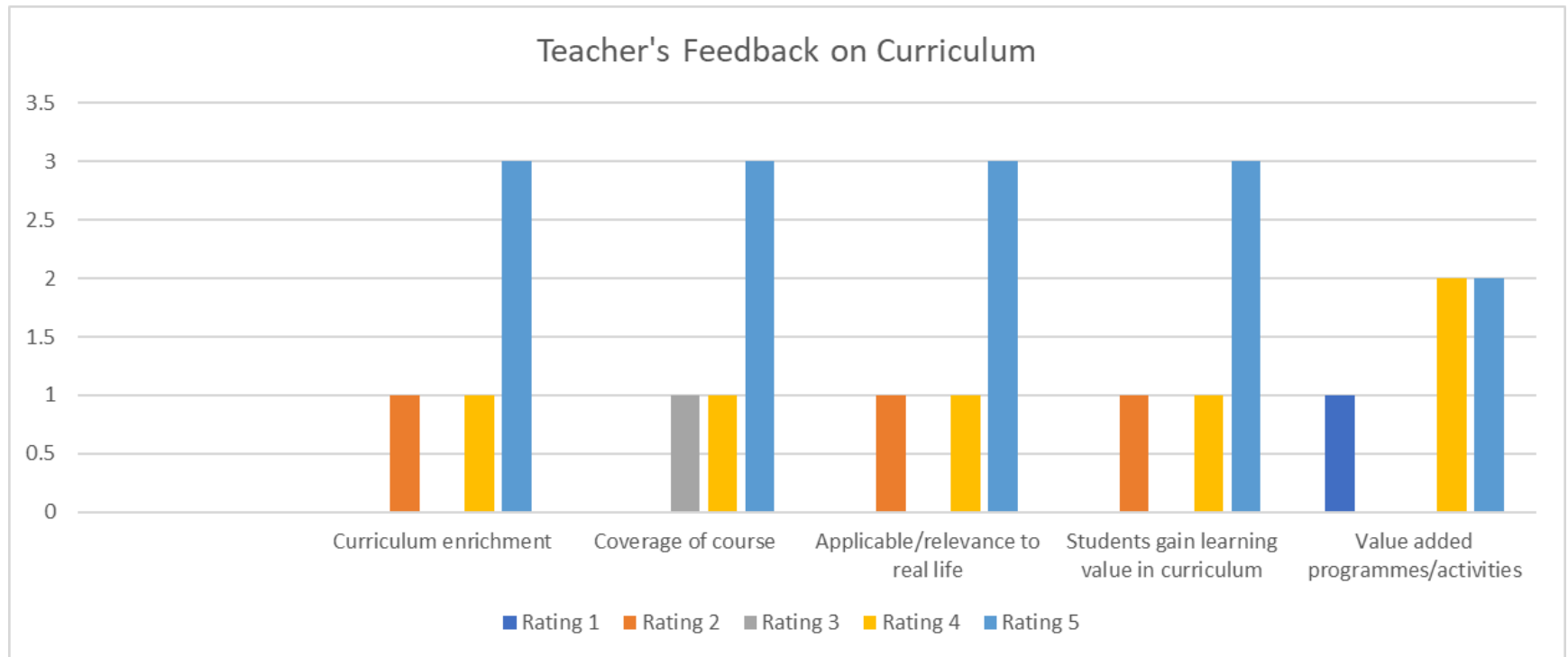


TEACHERS' FEEDBACK ON CURRICULUM

Rating on 1 to 5 scale. 1- Poor, 2- Satisfactory, 3-Good, 4-Very Good, 5- Excellent

FEEDBACK ON CURRICULUM	No of Student Respondents	Overall Rating	Rating 1		Rating 2		Rating 3		Rating 4		Rating 5	
			Count	%	Count	%	Count	%	Count	%	Count	%
Curriculum enrichment	5	4.2	0	0%	1	0%	0	0%	1	0%	3	1%
Coverage of course	5	4.4	0	0%	0	0%	1	0%	1	0%	3	1%
Applicable/relevance to real life	5	4.2	0	0%	1	0%	0	0%	1	0%	3	1%

FEEDBACK ON CURRICULUM	No of Student Respondents	Overall Rating	Rating 1		Rating 2		Rating 3		Rating 4		Rating 5	
			Count	%	Count	%	Count	%	Count	%	Count	%
Students gain learning value in curriculum	5	4.2	0	0%	1	0%	0	0%	1	0%	3	1%
Value added programmes/activities	5	3.8	1	0%	0	0%	0	0%	2	1%	2	1%

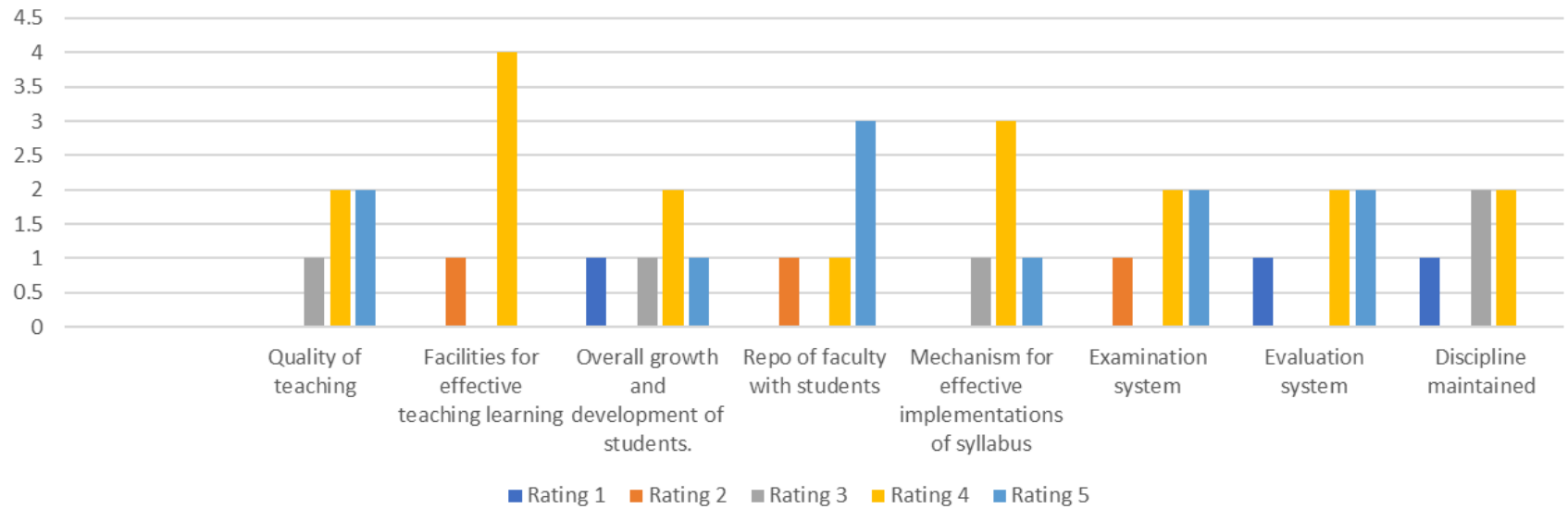


TEACHERS' FEEDBACK ON TEACHING -LEARNING PROCESS

Rating on 1 to 5 scale. 1- Poor, 2- Satisfactory, 3-Good, 4-Very Good, 5- Excellent

FEEDBACK ON TEACHING LEARNING PROCESS	No of Student Respondents	Overall Rating	Rating 1		Rating 2		Rating 3		Rating 4		Rating 5	
			Count	%	Count	%	Count	%	Count	%	Count	%
Quality of teaching	5	4.2	0	0%	0	0%	1	0%	2	1%	2	1%
Facilities for effective teaching learning	5	3.6	0	0%	1	0%	0	0%	4		0	0%
Overall growth and development of students.	5	3.4	1	0%	0	0%	1	0%	2	1%	1	0%
Repo of faculty with students	5	4.2	0	0%	1	0%	0	0%	1	0%	3	0%
Mechanism for effective implementations of syllabus	5	4.0	0	0%	0	0%	1	0%	3	1%	1	0%
Examination system	5	4.0	0	0%	1	0%	0	0%	2	1%	2	1%
Evaluation system	5	3.8	1	0%	0	0%	0	0%	2	1%	2	1%
Discipline maintained	5	3.0	1	0%	0	0%	2	1%	2	1%	0	0%

Teacher's Feedback on Teaching Learning Process

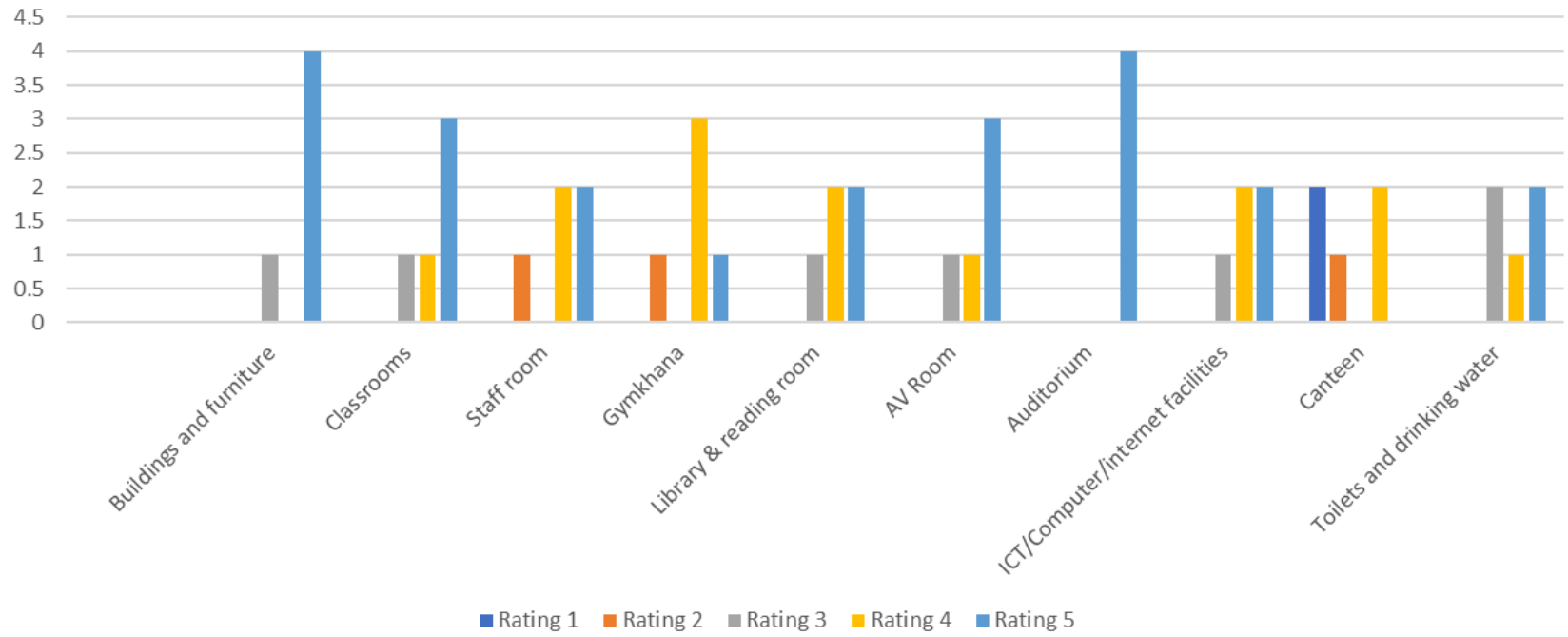


TEACHERS' FEEDBACK ON COLLEGE INFRASTRUCTURE

Rating on 1 to 5 scale. 1- Poor, 2- Satisfactory, 3-Good, 4-Very Good, 5- Excellent

FEEDBACK ON COLLEGE INFRASTRUCTURE	No of Student Respondents	Overall Rating	Rating 1		Rating 2		Rating 3		Rating 4		Rating 5	
			Count	%	Count	%	Count	%	Count	%	Count	%
Buildings and furniture	5	4.6	0	0%	0	0%	1	0%	0	0%	4	2%
Classrooms	5	4.4	0	0%	0	0%	1	0%	1	0%	3	1%
Staff room	5	4.0	0	0%	1	0%	0	0%	2	1%	2	1%
Gymkhana	5	3.8	0	0%	1	0%	0	0%	3	1%	1	0%
Library & reading room	5	4.2	0	0%	0	0%	1	0%	2	1%	2	1%
AV Room	5	4.4	0	0%	0	0%	1	0%	1	0%	3	1%
Auditorium	5	4.0	0	0%	0	0%	0	0%	0	0%	4	2%
ICT/Computer/internet facilities	5	4.2	0	0%	0	0%	1	0%	2	1%	2	1%
Canteen	5	2.4	2	1%	1	0%	0	0%	2	1%	0	0%
Toilets and drinking water	5	4.0	0	0%	0	0%	2	1%	1	0%	2	1%

Teacher's Feedback on College Infrastructure





THE MOGAVEERA VYAVASTHAPAKA MANDALI
MVM Educational Campus
"Creating Quality...Delivering Excellence"
M V Mandali's Colleges of Commerce & Science
NAAC ACCREDITED
 (Affiliated to University of Mumbai)
 (Permanently Unaided Linguistic Minority Institution)
 MVM Educational Campus Road, Off Veera Desai Road, Andheri (West), Mumbai - 400 058
 ☎ 2676 2446 / 5387 | ✉ degree@mvmeducation.com | www.mvmeducation.com

DEPARTMENT OF BACHELOR OF COMMERCE (ACCOUNTING AND FINANCE) [B.A.F.]

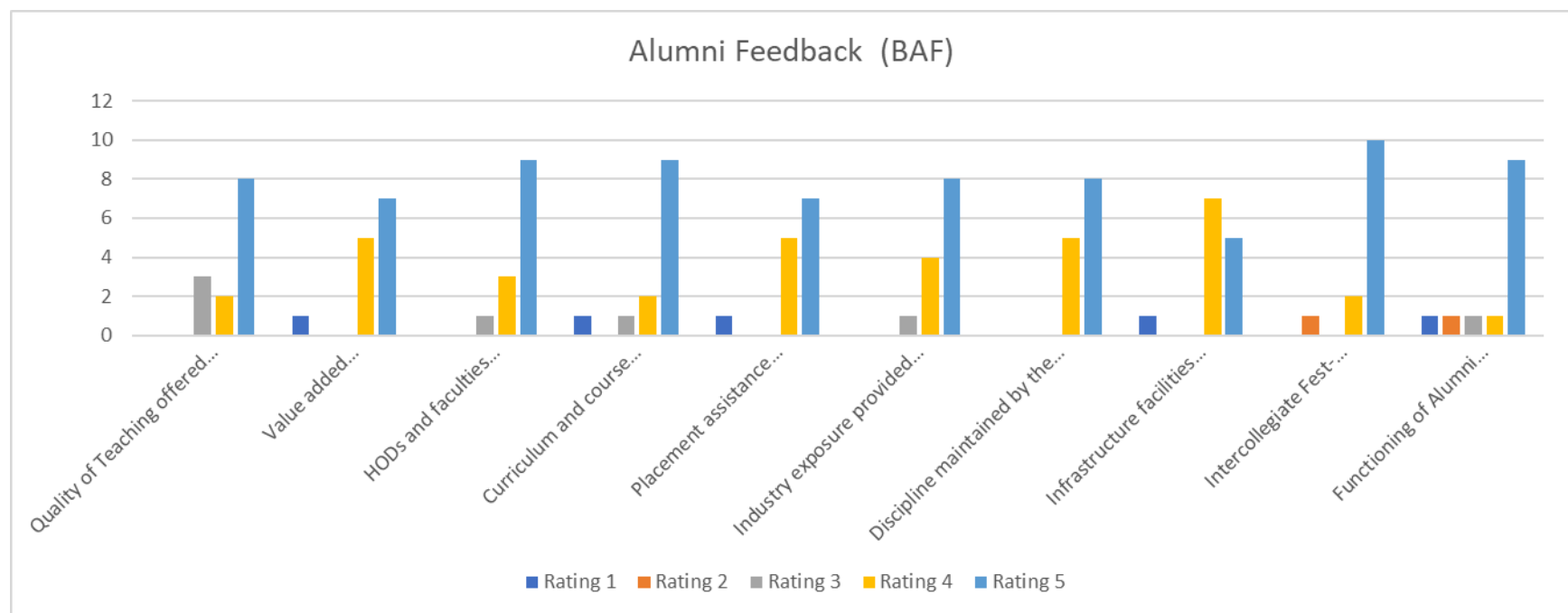
ACADEMIC YEAR 2022-23

ALUMNI' FEEDBACK ON COLLEGE

Rating on 1 to 5 scale. 1- Poor, 2- Satisfactory, 3-Good, 4-Very Good, 5- Excellent

FEEDBACK ON COLLEGE	No of Student Respondents	Overall Rating	Rating 1		Rating 2		Rating 3		Rating 4		Rating 5	
			Count	%	Count	%	Count	%	Count	%	Count	%
Quality of Teaching offered by College	13	4.9	0	0%	0	0%	3	1%	2	1%	8	4%
Value added programmes/activities offered by college	13	4.3	1	0%	0	0%	0	0%	5	2%	7	3%
HODs and faculties cooperation and support to students.	13	4.6	0	0%	0	0%	1	0%	3	1%	9	4%
Curriculum and course content is applicable/relevance to real life situations	13	4.4	1	0%	0	0%	1	0%	2	1%	9	4%
Placement assistance provided by College	13	4.3	1	0%	0	0%	0	0%	5	2%	7	3%

FEEDBACK ON COLLEGE	No of Student Respondents	Overall Rating	Rating 1		Rating 2		Rating 3		Rating 4		Rating 5	
			Count	%	Count	%	Count	%	Count	%	Count	%
Industry exposure provided by college	13	4.5	0	0%	0	0%	1	0%	4	2%	8	4%
Discipline maintained by the college	13	4.6	0	0%	0	0%	0	0%	5	2%	8	4%
Infrastructure facilities provided by the College	13	4.1	1	0%	0	0%	0	0%	7	3%	5	2%
Intercollegiate Fest- Clairvoyance	13	4.6	0	0%	1	0%	0	0%	2	1%	10	5%
Functioning of Alumni Association	13	4.2	1	0%	1	0%	1	0%	1	0%	9	4%



DEPARTMENT OF BACHELOR OF COMMERCE [B.COM.]

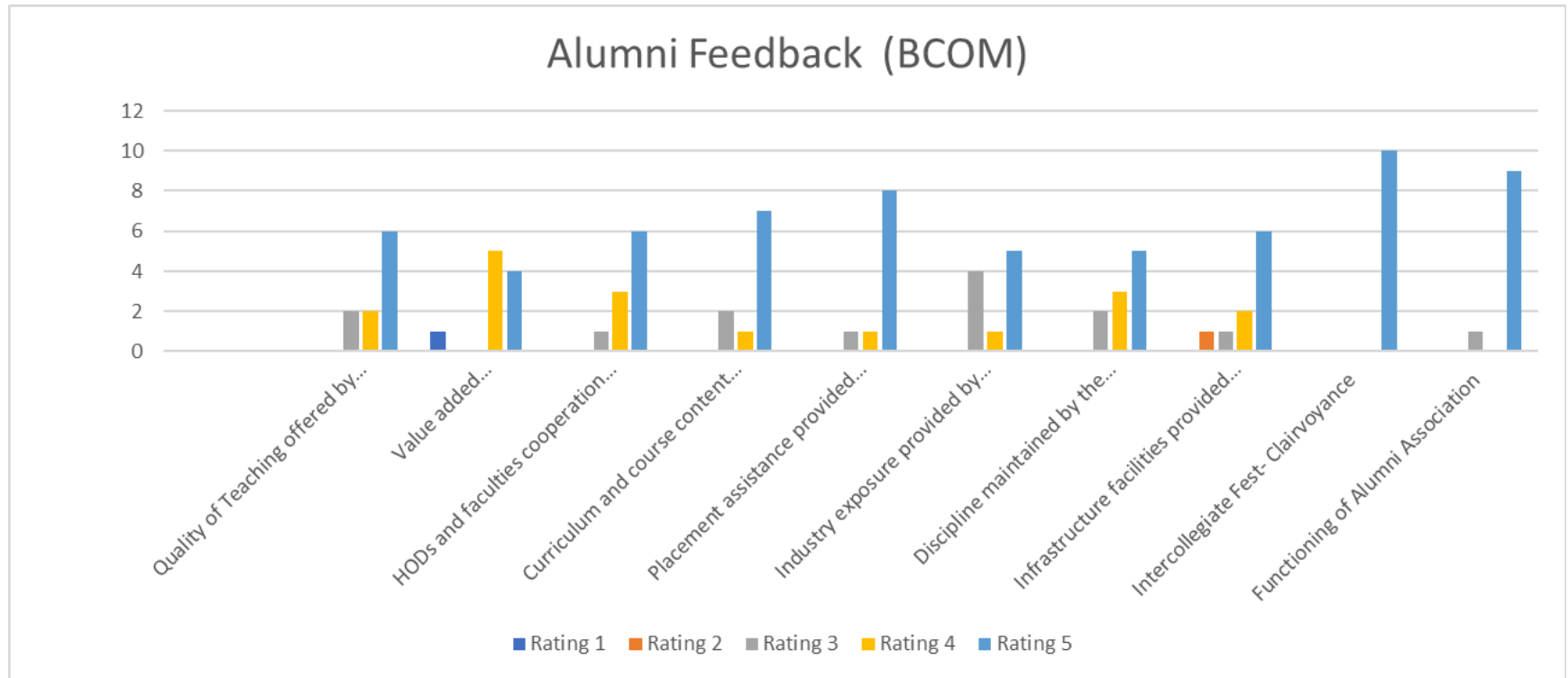
ACADEMIC YEAR 2022-23

ALUMNI' FEEDBACK ON COLLEGE

Rating on 1 to 5 scale. 1- Poor, 2- Satisfactory, 3-Good, 4-Very Good, 5- Excellent

FEEDBACK ON COLLEGE	No of Student Respondents	Overall Rating	Rating 1		Rating 2		Rating 3		Rating 4		Rating 5	
			Count	%	Count	%	Count	%	Count	%	Count	%
Quality of Teaching offered by College	10	4.4	0	0%	0	0%	2	1%	2	1%	6	3%
Value added programmes/activities offered by college	10	4.1	1	0%	0	0%	0	0%	5	2%	4	2%
HODs and faculties cooperation and support to students.	10	4.5	0	0%	0	0%	1	0%	3	1%	6	3%
Curriculum and course content is applicable/relevance to real life situations	10	4.5	0	0%	0	0%	2	1%	1	0%	7	3%
Placement assistance provided by College	10	4.7	0	0%	0	0%	1	0%	1	0%	8	4%
Industry exposure provided by college	10	4.1	0	0%	0	0%	4	2%	1	0%	5	2%
Discipline maintained by the college	10	4.3	0	0%	0	0%	2	1%	3	1%	5	2%
Infrastructure facilities provided by the College	10	4.3	0	0%	1	0%	1	0%	2	1%	6	3%
Intercollegiate Fest- Clairvoyance	10	5	0	0%	0	0%	0	0%	0	0%	10	5%

FEEDBACK ON COLLEGE	No of Student Respondents	Overall Rating	Rating 1		Rating 2		Rating 3		Rating 4		Rating 5	
			Count	%	Count	%	Count	%	Count	%	Count	%
Functioning of Alumni Association	10	4.8	0	0%	0	0%	1	0%	0	0%	9	4%



DEPARTMENT OF BACHELOR OF COMMERCE (MANAGEMENT STUDIES) [B.M.S]

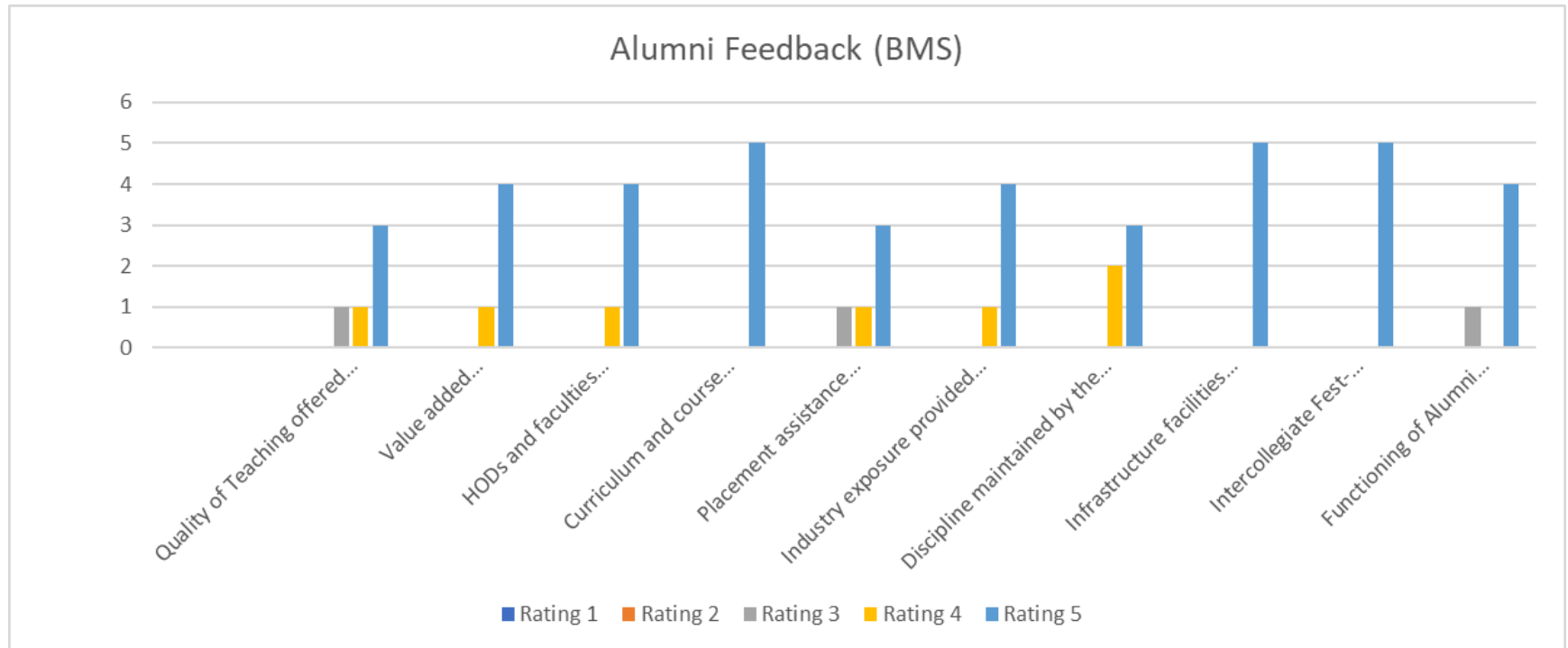
ACADEMIC YEAR 2022-23

ALUMNI' FEEDBACK ON COLLEGE

Rating on 1 to 5 scale. 1- Poor, 2- Satisfactory, 3-Good, 4-Very Good, 5- Excellent

FEEDBACK ON COLLEGE	No of Student Respondents	Overall Rating	Rating 1		Rating 2		Rating 3		Rating 4		Rating 5	
			Count	%	Count	%	Count	%	Count	%	Count	%
Quality of Teaching offered by College	5	4.4	0	0%	0	0%	1	0%	1	0%	3	1%
Value added programmes/activities offered by college	5	4.8	0	0%	0	0%	0	0%	1	0%	4	2%
HODs and faculties cooperation and support to students.	5	4.8	0	0%	0	0%	0	0%	1	0%	4	2%
Curriculum and course content is applicable/relevance to real life situations	5	5	0	0%	0	0%	0	0%	0	0%	5	2%
Placement assistance provided by College	5	4.4	0	0%	0	0%	1	0%	1	0%	3	1%
Industry exposure provided by college	5	4.8	0	0%	0	0%	0	0%	1	0%	4	2%
Discipline maintained by the college	5	4.6	0	0%	0	0%	0	0%	2	1%	3	1%
Infrastructure facilities provided by the College	5	5	0	0%	0	0%	0	0%	0	0%	5	2%
Intercollegiate Fest- Clairvoyance	5	5	0	0%	0	0%	0	0%	0	0%	5	2%

FEEDBACK ON COLLEGE	No of Student Respondents	Overall Rating	Rating 1		Rating 2		Rating 3		Rating 4		Rating 5	
			Count	%	Count	%	Count	%	Count	%	Count	%
Functioning of Alumni Association	5	4.6	0	0%	0	0%	1	0%	0	0%	4	2%



DEPARTMENT OF BACHELOR OF SCIENCE (INFORMATION TECHNOLOGY) [B.Sc. IT]

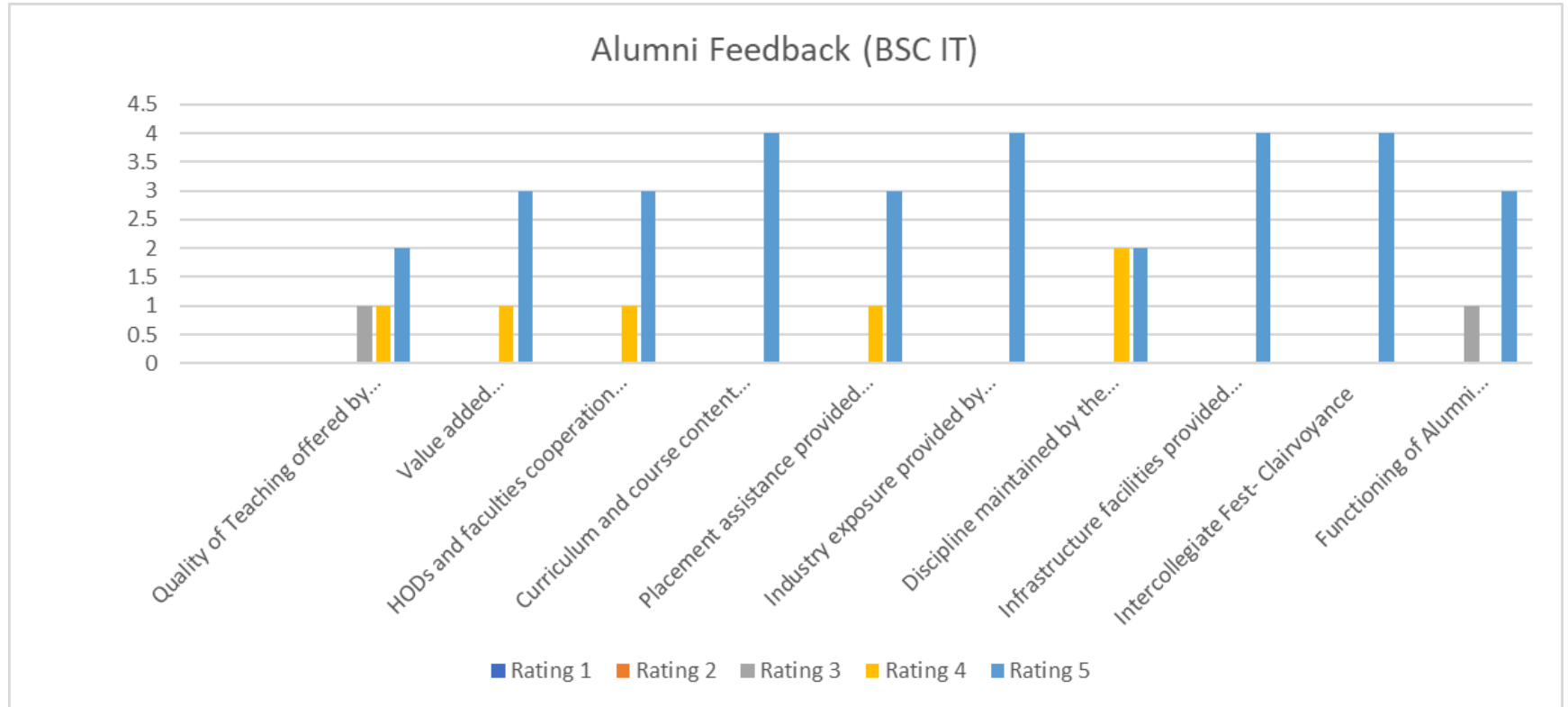
ACADEMIC YEAR 2022-23

ALUMNI' FEEDBACK ON COLLEGE

Rating on 1 to 5 scale. 1- Poor, 2- Satisfactory, 3-Good, 4-Very Good, 5- Excellent

FEEDBACK ON COLLEGE	No of Student Respondents	Overall Rating	Rating 1		Rating 2		Rating 3		Rating 4		Rating 5	
			Count	%	Count	%	Count	%	Count	%	Count	%
Quality of Teaching offered by College	4	4.3	0	0%	0	0%	1	0%	1	0%	2	1%
Value added programmes/activities offered by college	4	4.8	0	0%	0	0%	0	0%	1	0%	3	1%
HODs and faculties cooperation and support to students.	4	4.8	0	0%	0	0%	0	0%	1	0%	3	1%
Curriculum and course content is applicable/relevance to real life situations	4	5	0	0%	0	0%	0	0%	0	0%	4	2%
Placement assistance provided by College	4	4.8	0	0%	0	0%	0	0%	1	0%	3	1%
Industry exposure provided by college	4	5	0	0%	0	0%	0	0%	0	0%	4	2%
Discipline maintained by the college	4	4.5	0	0%	0	0%	0	0%	2	1%	2	1%
Infrastructure facilities provided by the College	4	5	0	0%	0	0%	0	0%	0	0%	4	2%

FEEDBACK ON COLLEGE	No of Student Respondents	Overall Rating	Rating 1		Rating 2		Rating 3		Rating 4		Rating 5	
			Count	%	Count	%	Count	%	Count	%	Count	%
Intercollegiate Fest- Clairvoyance	4	5	0	0%	0	0%	0	0%	0	0%	4	2%
Functioning of Alumni Association	4	4.5	0	0%	0	0%	1	0%	0	0%	3	1%





THE MOGAVEERA VYAVA STHAPAKA MANDALI
MVM Educational Campus
"Creating Quality...Delivering Excellence"
M V Mandali's Colleges of Commerce & Science
NAAC ACCREDITED
 (Affiliated to University of Mumbai)
 (Permanently Unaided Linguistic Minority Institution)
 MVM Educational Campus Road, Off Veera Desai Road, Andheri (West), Mumbai - 400 058
 ☎ 2676 2446 / 5387 | ✉ degree@mvmeducation.com | www.mvmeducation.com

ACADEMIC YEAR 2022-23

EMPLOYERS' FEEDBACK

Rating on 1 to 5 scale. 1- Poor, 2- Satisfactory, 3-Good, 4-Very Good, 5- Excellent

FEEDBACK	No of Respondents	Overall Rating	Rating 1		Rating 2		Rating 3		Rating 4		Rating 5	
			Count	%	Count	%	Count	%	Count	%	Count	%
General Communication Skills	12	5.0	0	0%	0	0%	0	0%	1	0%	11	5%
Punctuality	12	5.0	0	0%	0	0%	0	0%	1	0%	11	5%
Developing practical Solutions	12	5.0	0	0%	0	0%	0	0%	1	0%	11	5%
Working as part of team	12	5.0	0	0%	0	0%	0	0%	1	0%	11	5%
Creative in response to workplace challenges	12	5.2	0	0%	0	0%	1	0%	1	0%	10	5%
Planning & organizational Skills	12	4.9	0	0%	0	0%	0	0%	1	0%	11	5%
Self-motivation & handling of responsibilities	12	4.9	0	0%	0	0%	0	0%	1	0%	11	5%
Open to new ideas	12	5.2	0	0%	0	0%	1	0%	1	0%	11	5%

FEEDBACK	No of Respondents	Overall Rating	Rating 1		Rating 2		Rating 3		Rating 4		Rating 5	
			Count	%	Count	%	Count	%	Count	%	Count	%
Using technology & workplace environment	12	5.0	0	0%	0	0%	0	0%	0	0%	12	6%
Ability to contribute to the goal of the organization	12	4.1	0	0%	0	0%	0	0%	11	5%	1	0%
Technical knowledge skills	12	4.2	0	0%	0	0%	0	0%	9	4%	3	1%
Innovativeness	12	5.0	0	0%	0	0%	0	0%	0	0%	12	6%
Relationship with seniors/peers/subordinates	12	4.9	0	0%	0	0%	0	0%	0	0%	12	6%
Involvement in social activities	12	5.0	0	0%	0	0%	0	0%	1	0%	11	5%
Ability to take-up extra responsibility	12	4.0	0	0%	0	0%	0	0%	0	0%	12	6%
Obligation to work beyond schedule	12	4.9	0	0%	0	0%	1	0%	11	5%	0	0%

Employer's Feedback





THE MOGAVEERA VYAVASTHAPAKA MANDALI
MVM Educational Campus
"Creating Quality...Delivering Excellence"
M V Mandali's Colleges of Commerce & Science
NAAC ACCREDITED
 (Affiliated to University of Mumbai)
 (Permanently Unaided Linguistic Minority Institution)
 MVM Educational Campus Road, Off Veera Desai Road, Andheri (West), Mumbai - 400 058
 ☎ 2676 2446 / 5387 | ✉ degree@mvmeducation.com | www.mvmeducation.com

ACADEMIC YEAR 2022-23

PARENTS FEEDBACK ON COLLEGE

Rating on 1 to 5 scale. 1- Poor, 2- Satisfactory, 3-Good, 4-Very Good, 5- Excellent

FEEDBACK ON COLLEGE	No of Respondents	Overall Rating	Rating 1		Rating 2		Rating 3		Rating 4		Rating 5	
			Count	%	Count	%	Count	%	Count	%	Count	%
Future Opportunities from Programmes	44	3.7	3	1%	3	1%	13	6%	11	5%	14	7%
Course content is applicable/ relevance to real life situations	44	3.5	4	2%	4	2%	12	6%	13	6%	11	5%
Overall Quality of Teaching	44	3.7	4	2%	1	0%	13	6%	13	6%	13	6%
Co-curricular & Inter-collegiate activities	44	3.7	2	1%	6	3%	7	3%	16	8%	13	6%
Class Test & Examination	44	3.6	3	1%	6	3%	9	4%	13	6%	13	6%
Discipline maintained by the college	44	3.6	6	3%	3	1%	9	4%	11	5%	15	7%
Timely updates and notifications given	44	3.8	4	2%	1	0%	9	4%	14	7%	16	8%

FEEDBACK ON COLLEGE	No of Respondents	Overall Rating	Rating 1		Rating 2		Rating 3		Rating 4		Rating 5	
			Count	%	Count	%	Count	%	Count	%	Count	%
Approachability & Professionalism of faculty	44	3.8	3	1%	4	2%	8	4%	15	7%	14	7%
Support & co-operation to students and parents	44	3.8	3	1%	0	0%	14	7%	14	7%	13	6%
Grievance handling of Students and parents	44	3.5	4	2%	4	2%	10	5%	16	8%	10	5%
Timely parents-teachers meetings	44	3.6	6	3%	3	1%	9	4%	12	6%	14	7%
Placement support	44	3.5	5	2%	5	2%	10	5%	12	6%	12	6%
Field trips & other trips	44	3.5	7	3%	2	1%	11	5%	11	5%	13	6%
Administrative office support and response	44	3.5	6	3%	4	2%	10	5%	11	5%	13	6%
Overall ambience /infrastructure of the College	44	3.6	4	2%	3	1%	11	5%	14	7%	12	6%

Parents feedback on College

